

COMPASS

May 2023

# Merrick Market Insights

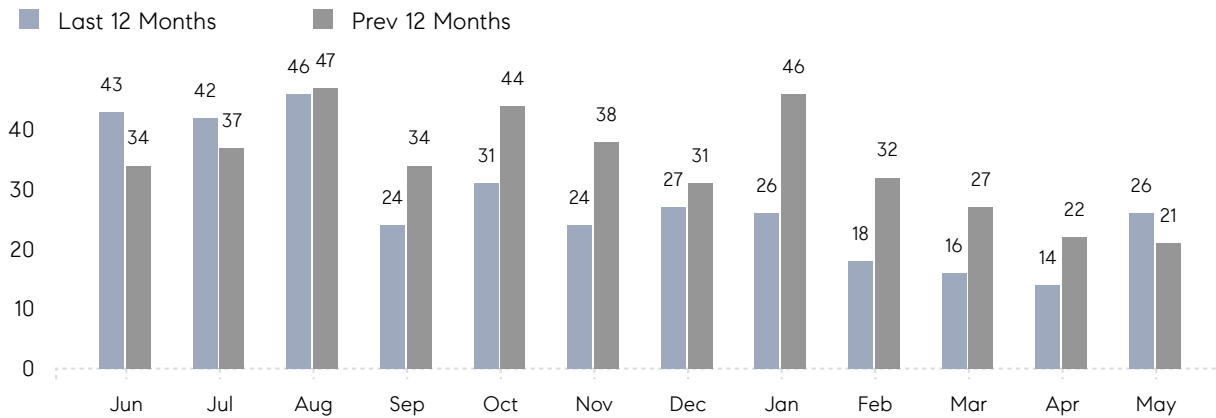
# Merrick

NASSAU, MAY 2023

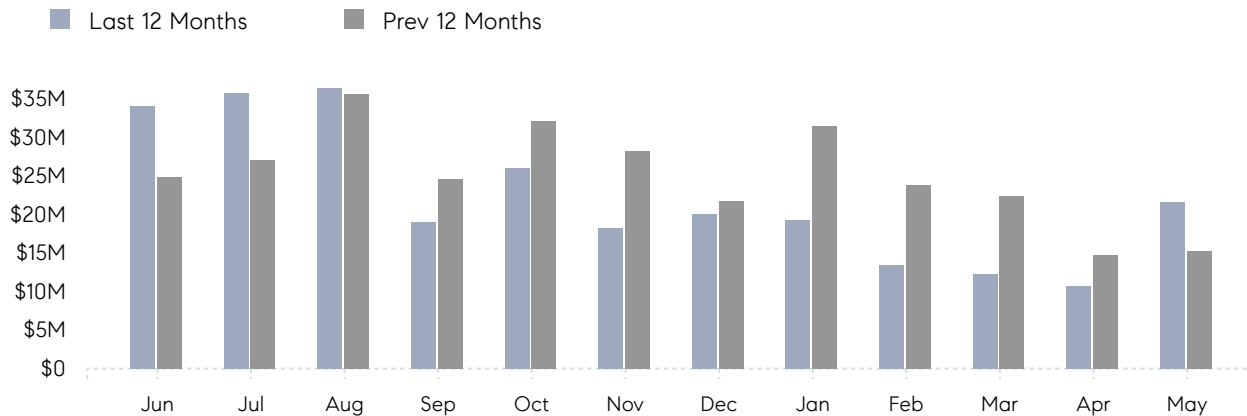
## Property Statistics


		May 2023	May 2022	% Change
Single-Family	# OF SALES	26	21	23.8%
	SALES VOLUME	\$21,571,898	\$15,245,000	41.5%
	AVERAGE PRICE	\$829,688	\$725,952	14.3%
	AVERAGE DOM	49	75	-34.7%

### Monthly Sales



### Monthly Total Sales Volume





# COMPASS

Compass makes no representations or warranties, express or implied, with respect to future market conditions or prices of residential product at the time the subject property or any competitive property is complete and ready for occupancy or with respect to any report, study, finding, recommendation or other information provided by Compass herein. Moreover, no warranty, express or implied, is made or should be assumed regarding the accuracy, adequacy, completeness, legality, reliability, merchantability or fitness for a particular purpose of any information, in part or whole, contained herein. All material is presented with the understanding that Compass shall not be deemed to provide legal, accounting or other professional services. This is not intended to solicit the purchase or sale of any property. Any and all such warranties are hereby expressly disclaimed. Equal Housing Opportunity.

© Compass. All Rights Reserved. This information may not be copied, used or distributed without Compass' consent.