

Q1 2023

Hunterdon County Market Report

COMPASS

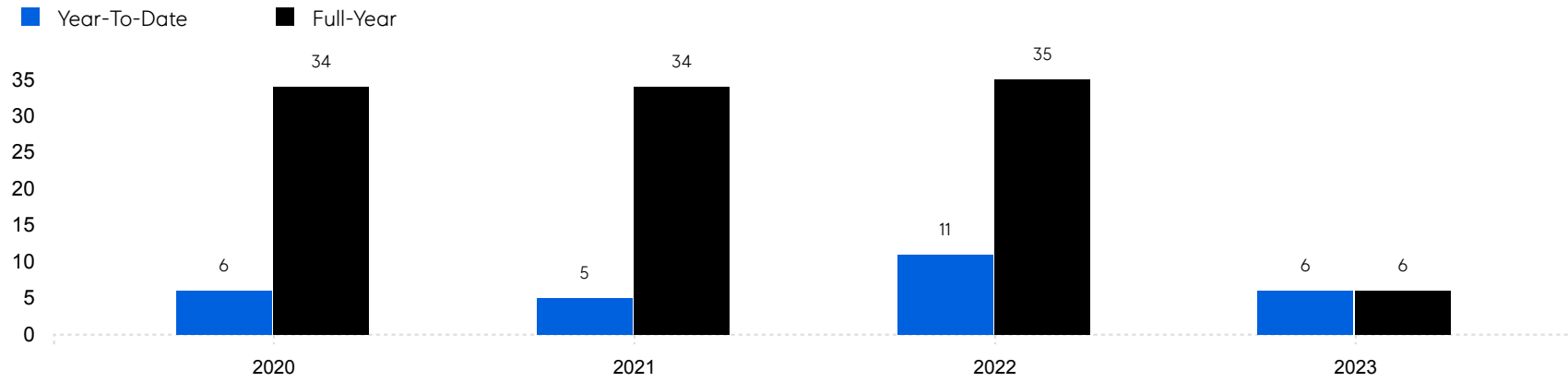


Flemington

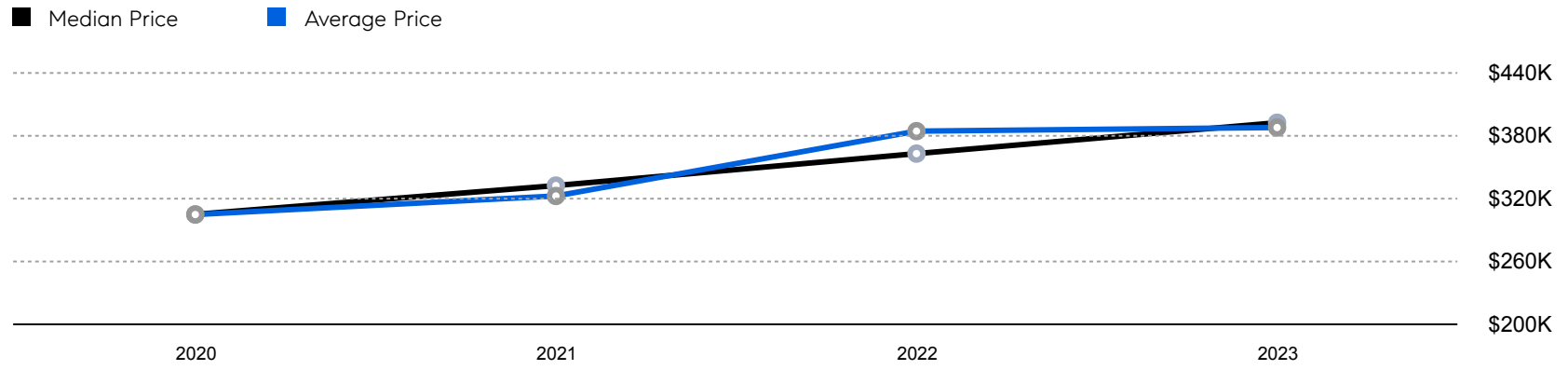
		YTD 2022	YTD 2023	% Change
Single-Family	# OF SALES	6	5	-16.7%
	SALES VOLUME	\$2,597,000	\$1,917,500	-26.2%
	MEDIAN PRICE	\$410,000	\$385,000	-6.1%
	AVERAGE PRICE	\$432,833	\$383,500	-11.4%
	AVERAGE DOM	63	42	-33.3%
	# OF CONTRACTS	7	5	-28.6%
	# NEW LISTINGS	8	6	-25.0%
Condo/Co-op/Townhouse	# OF SALES	5	1	-80.0%
	SALES VOLUME	\$1,594,500	\$410,000	-74.3%
	MEDIAN PRICE	\$320,000	\$410,000	28.1%
	AVERAGE PRICE	\$318,900	\$410,000	28.6%
	AVERAGE DOM	41	8	-80.5%
	# OF CONTRACTS	3	3	0.0%
	# NEW LISTINGS	3	3	0.0%

Flemington

Historic Sales



Historic Sales Prices

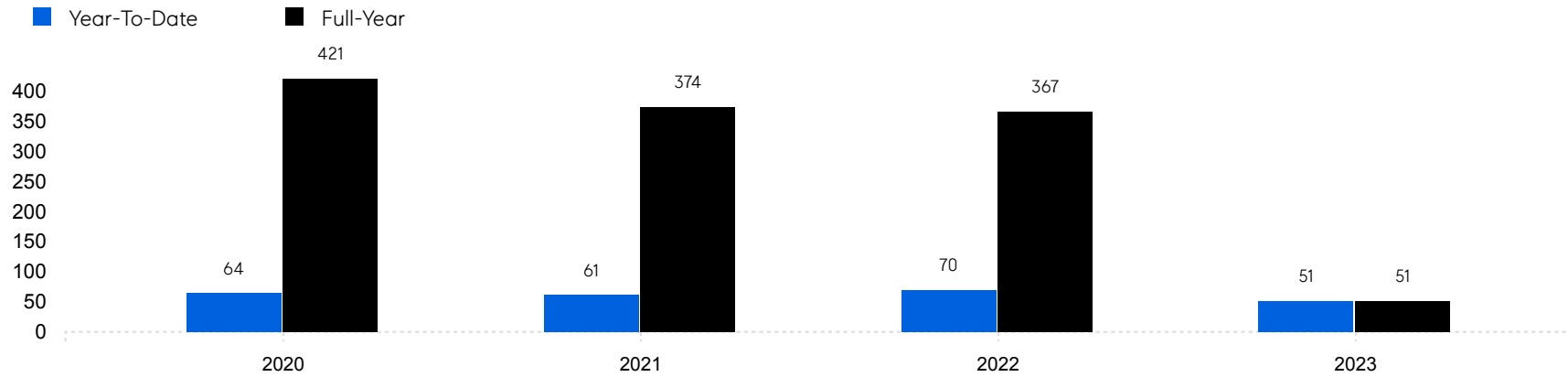


Raritan Township

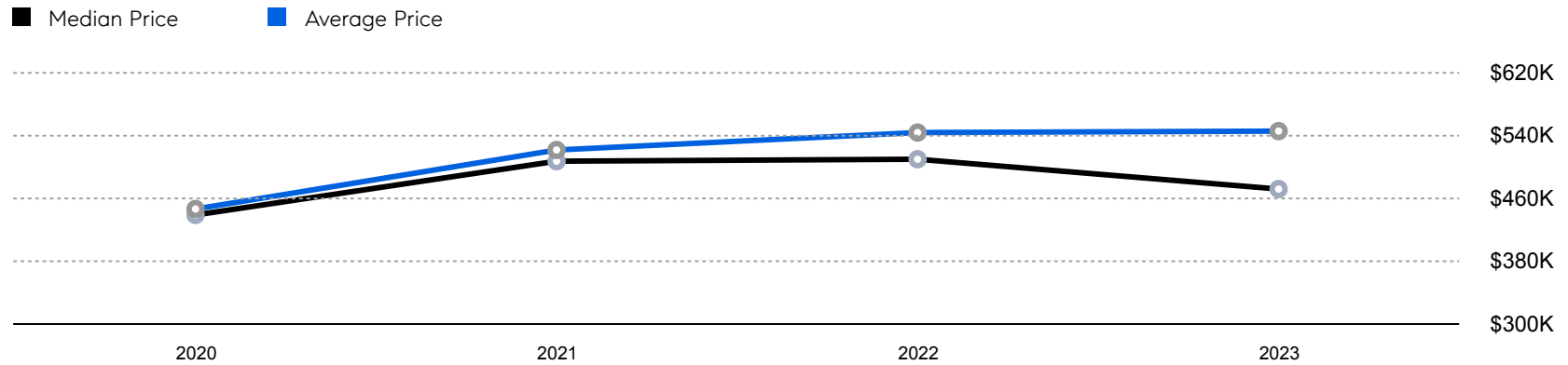
		YTD 2022	YTD 2023	% Change
Single-Family	# OF SALES	40	32	-20.0%
	SALES VOLUME	\$21,473,000	\$21,497,800	0.1%
	MEDIAN PRICE	\$532,500	\$637,500	19.7%
	AVERAGE PRICE	\$536,825	\$671,806	25.1%
	AVERAGE DOM	40	56	40.0%
	# OF CONTRACTS	48	26	-45.8%
	# NEW LISTINGS	68	24	-64.7%
Condo/Co-op/Townhouse	# OF SALES	30	19	-36.7%
	SALES VOLUME	\$9,265,800	\$6,339,572	-31.6%
	MEDIAN PRICE	\$329,000	\$325,000	-1.2%
	AVERAGE PRICE	\$308,860	\$333,662	8.0%
	AVERAGE DOM	26	30	15.4%
	# OF CONTRACTS	38	13	-65.8%
	# NEW LISTINGS	45	14	-68.9%

Raritan Township

Historic Sales



Historic Sales Prices

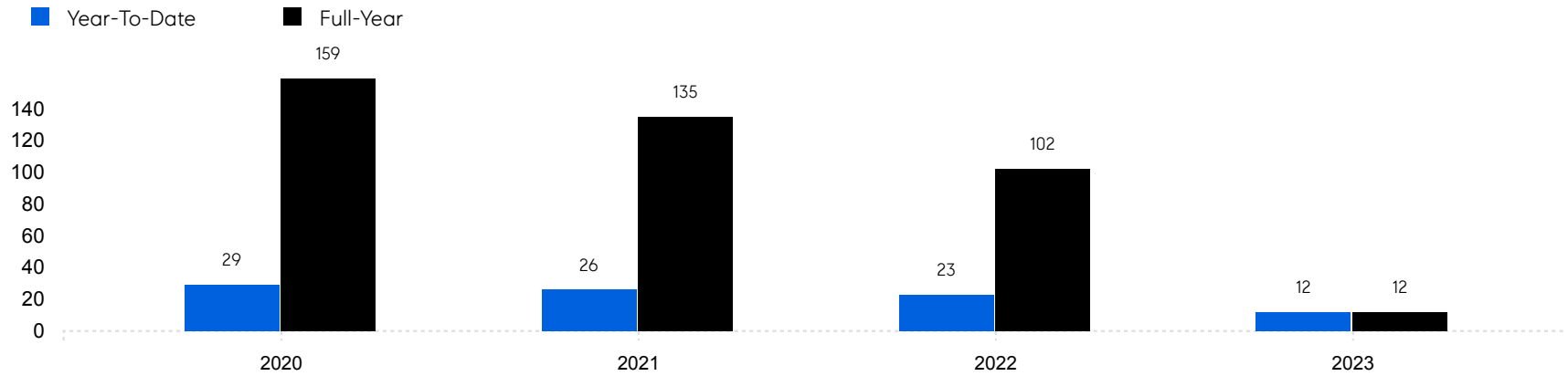


Tewksbury Township

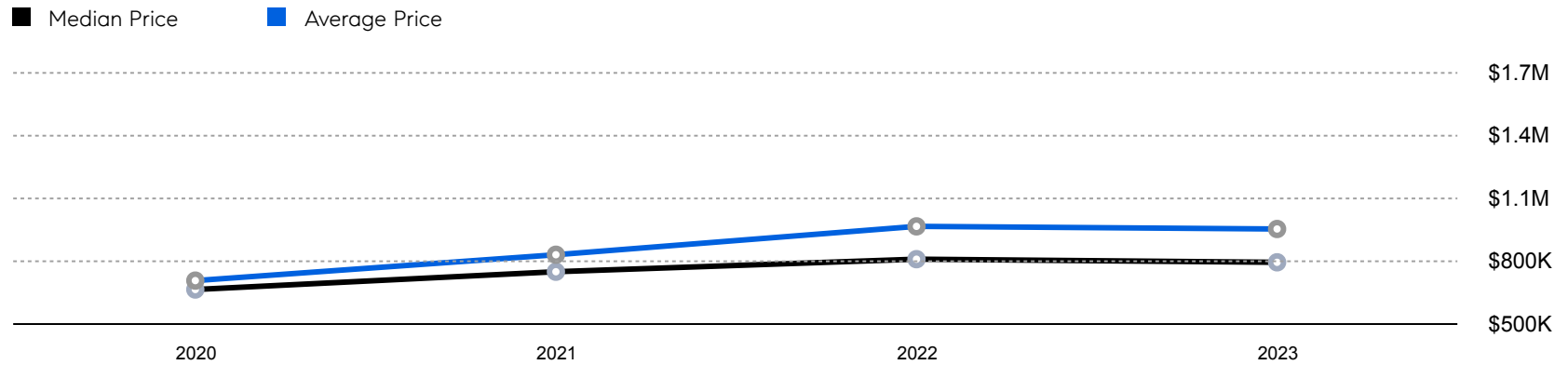
		YTD 2022	YTD 2023	% Change
Single-Family	# OF SALES	22	11	-50.0%
	SALES VOLUME	\$21,048,999	\$10,940,500	-48.0%
	MEDIAN PRICE	\$863,000	\$850,000	-1.5%
	AVERAGE PRICE	\$956,773	\$994,591	4.0%
	AVERAGE DOM	95	142	49.5%
	# OF CONTRACTS	28	11	-60.7%
	# NEW LISTINGS	37	17	-54.1%
Condo/Co-op/Townhouse	# OF SALES	1	1	0.0%
	SALES VOLUME	\$768,000	\$510,000	-33.6%
	MEDIAN PRICE	\$768,000	\$510,000	-33.6%
	AVERAGE PRICE	\$768,000	\$510,000	-33.6%
	AVERAGE DOM	8	15	87.5%
	# OF CONTRACTS	2	3	50.0%
	# NEW LISTINGS	3	3	0.0%

Tewksbury Township

Historic Sales



Historic Sales Prices



COMPASS

Source: Garden State MLS, 01/01/2021 to 03/31/2023
Source: NJMLS, 01/01/2021 to 03/31/2023
Source: Hudson MLS, 01/01/2021 to 03/31/2023

Compass is a licensed real estate broker and abides by Equal Housing Opportunity laws. All material presented herein is intended for informational purposes only. Information is compiled from sources deemed reliable but is subject to errors, omissions, changes in price, condition, sale, or withdrawal without notice. No statement is made as to the accuracy of any description. All measurements and square footages are approximate. This is not intended to solicit property already listed. Nothing herein shall be construed as legal, accounting or other professional advice outside the realm of real estate brokerage.