



COMPASS

July 2023

# Englewood Market Insights

# Englewood

JULY 2023

## UNDER CONTRACT

<b>15</b>	<b>\$651K</b>	<b>\$465K</b>
Total Properties	Average Price	Median Price
<b>-35%</b>	<b>-23%</b>	<b>-11%</b>
Decrease From Jul 2022	Decrease From Jul 2022	Decrease From Jul 2022

## UNITS SOLD

<b>22</b>	<b>\$632K</b>	<b>\$466K</b>
Total Properties	Average Price	Median Price
<b>-33%</b>	<b>-32%</b>	<b>-11%</b>
Decrease From Jul 2022	Decrease From Jul 2022	Decrease From Jul 2022

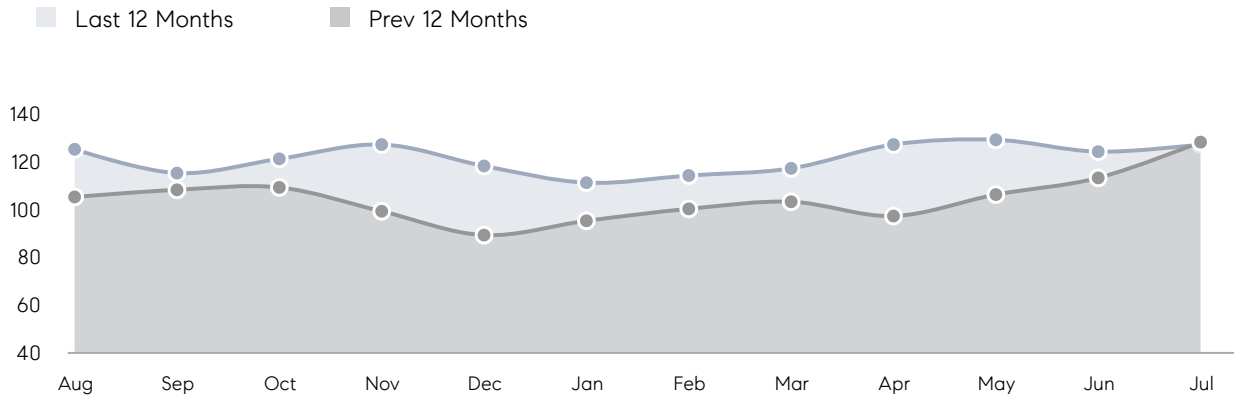
## Property Statistics

		Jul 2023	Jul 2022	% Change
Overall	AVERAGE DOM	23	43	-47%
	% OF ASKING PRICE	103%	101%	
	AVERAGE SOLD PRICE	\$632,875	\$932,212	-32.1%
	# OF CONTRACTS	15	23	-34.8%
	NEW LISTINGS	20	37	-46%
Houses	AVERAGE DOM	24	54	-56%
	% OF ASKING PRICE	105%	99%	
	AVERAGE SOLD PRICE	\$771,068	\$1,282,105	-40%
	# OF CONTRACTS	6	15	-60%
	NEW LISTINGS	11	26	-58%
Condo/Co-op/TH	AVERAGE DOM	23	29	-21%
	% OF ASKING PRICE	101%	103%	
	AVERAGE SOLD PRICE	\$494,682	\$457,357	8%
	# OF CONTRACTS	9	8	13%
	NEW LISTINGS	9	11	-18%

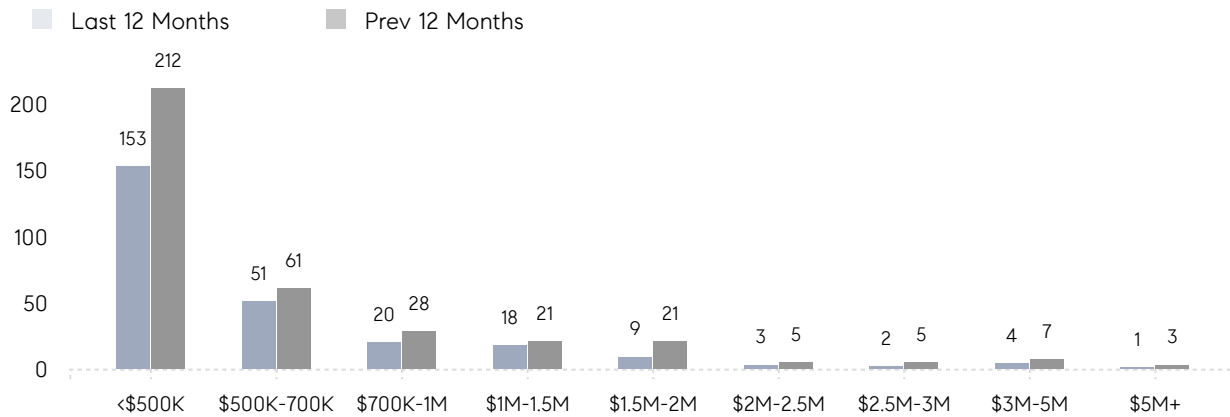
# Englewood

JULY 2023

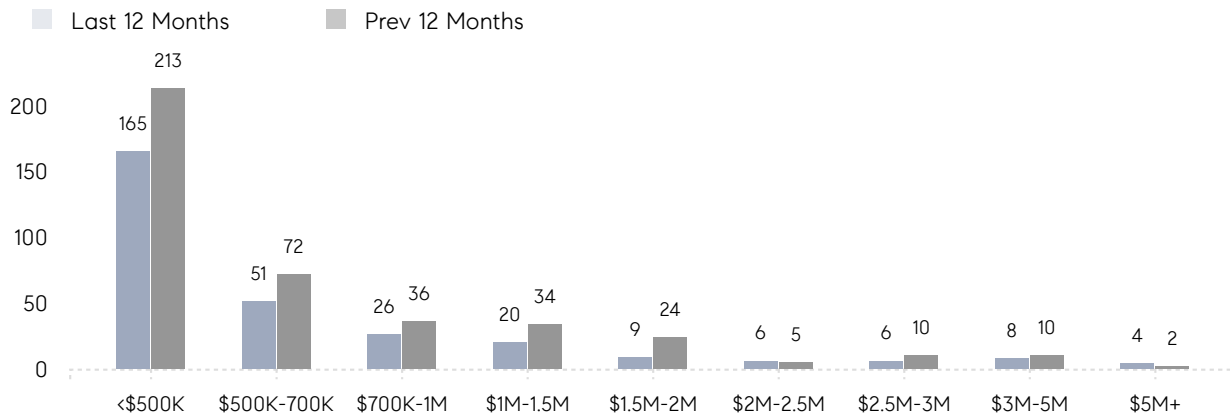
## Monthly Inventory



## Contracts By Price Range



## Listings By Price Range





# COMPASS

Compass makes no representations or warranties, express or implied, with respect to future market conditions or prices of residential product at the time the subject property or any competitive property is complete and ready for occupancy or with respect to any report, study, finding, recommendation or other information provided by Compass herein. Moreover, no warranty, express or implied, is made or should be assumed regarding the accuracy, adequacy, completeness, legality, reliability, merchantability or fitness for a particular purpose of any information, in part or whole, contained herein. All material is presented with the understanding that Compass shall not be deemed to provide legal, accounting or other professional services. This is not intended to solicit the purchase or sale of any property. Any and all such warranties are hereby expressly disclaimed. Equal Housing Opportunity.

© Compass. All Rights Reserved. This information may not be copied, used or distributed without Compass' consent.