



COMPASS

April 2023

# Westfield Market Insights

# Westfield

APRIL 2023

## UNDER CONTRACT

**37**  
Total  
Properties

**\$1.2M**  
Average  
Price

**\$1.2M**  
Median  
Price

**0%**  
Change From  
Apr 2022

**10%**  
Increase From  
Apr 2022

**20%**  
Increase From  
Apr 2022

## UNITS SOLD

**22**  
Total  
Properties

**\$1.0M**  
Average  
Price

**\$890K**  
Median  
Price

**-29%**  
Decrease From  
Apr 2022

**11%**  
Increase From  
Apr 2022

**6%**  
Increase From  
Apr 2022

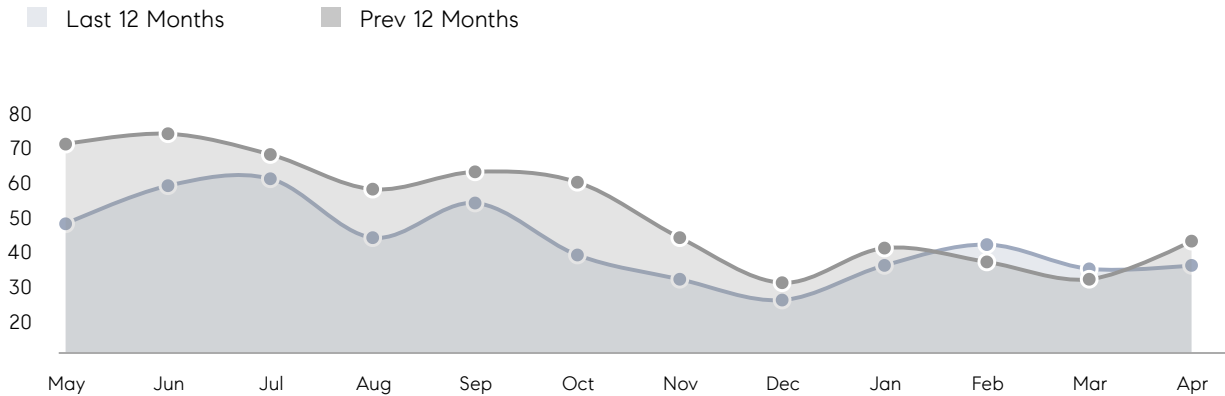
## Property Statistics

		Apr 2023	Apr 2022	% Change
Overall	AVERAGE DOM	13	23	-43%
	% OF ASKING PRICE	107%	105%	
	AVERAGE SOLD PRICE	\$1,049,727	\$948,807	10.6%
	# OF CONTRACTS	37	37	0.0%
	NEW LISTINGS	40	53	-25%
Houses	AVERAGE DOM	13	23	-43%
	% OF ASKING PRICE	107%	105%	
	AVERAGE SOLD PRICE	\$1,049,727	\$973,867	8%
	# OF CONTRACTS	36	37	-3%
	NEW LISTINGS	36	51	-29%
Condo/Co-op/TH	AVERAGE DOM	-	15	-
	% OF ASKING PRICE	-	100%	
	AVERAGE SOLD PRICE	-	\$197,000	-
	# OF CONTRACTS	1	0	0%
	NEW LISTINGS	4	2	100%

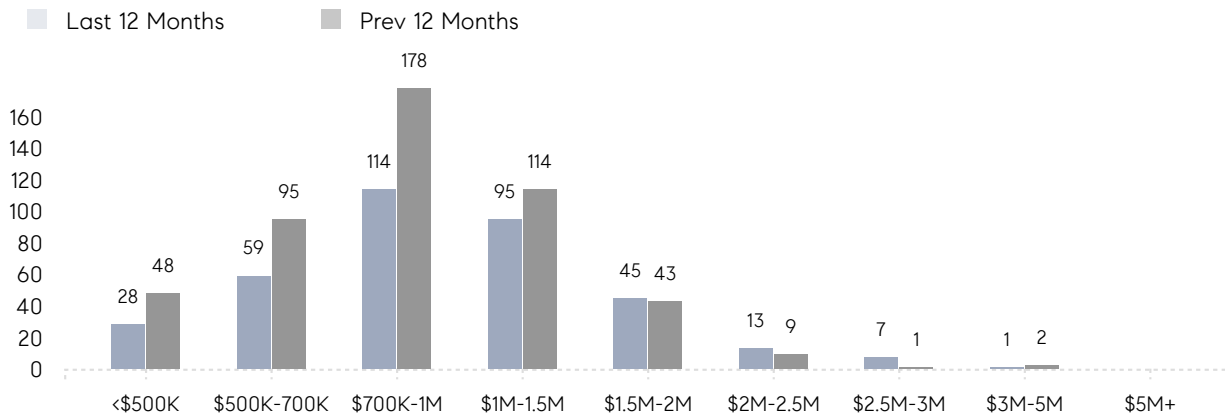
# Westfield

APRIL 2023

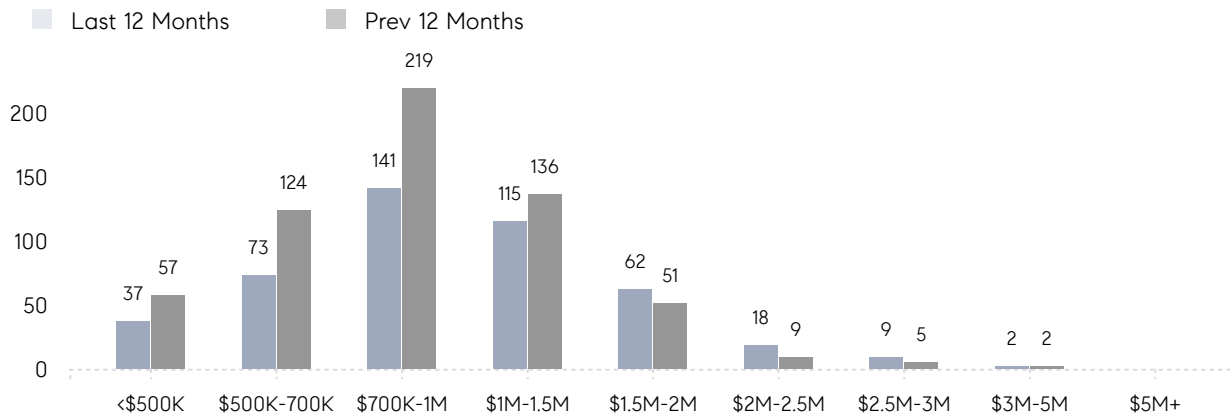
## Monthly Inventory



## Contracts By Price Range



## Listings By Price Range





# COMPASS

Compass makes no representations or warranties, express or implied, with respect to future market conditions or prices of residential product at the time the subject property or any competitive property is complete and ready for occupancy or with respect to any report, study, finding, recommendation or other information provided by Compass herein. Moreover, no warranty, express or implied, is made or should be assumed regarding the accuracy, adequacy, completeness, legality, reliability, merchantability or fitness for a particular purpose of any information, in part or whole, contained herein. All material is presented with the understanding that Compass shall not be deemed to provide legal, accounting or other professional services. This is not intended to solicit the purchase or sale of any property. Any and all such warranties are hereby expressly disclaimed. Equal Housing Opportunity.

© Compass. All Rights Reserved. This information may not be copied, used or distributed without Compass' consent.