

Q3 2022

# Hunterdon County Market Report

COMPASS

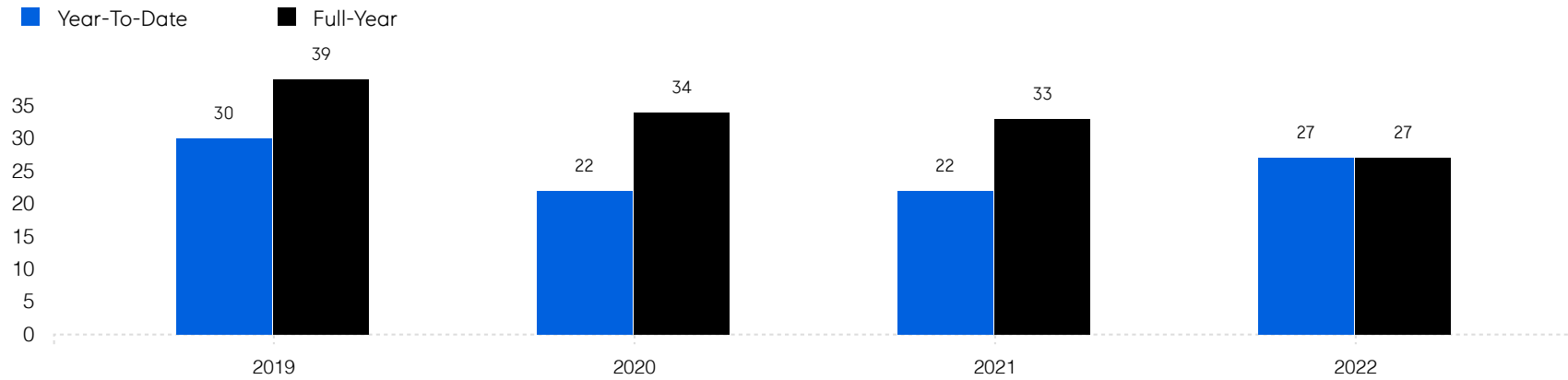


# Flemington

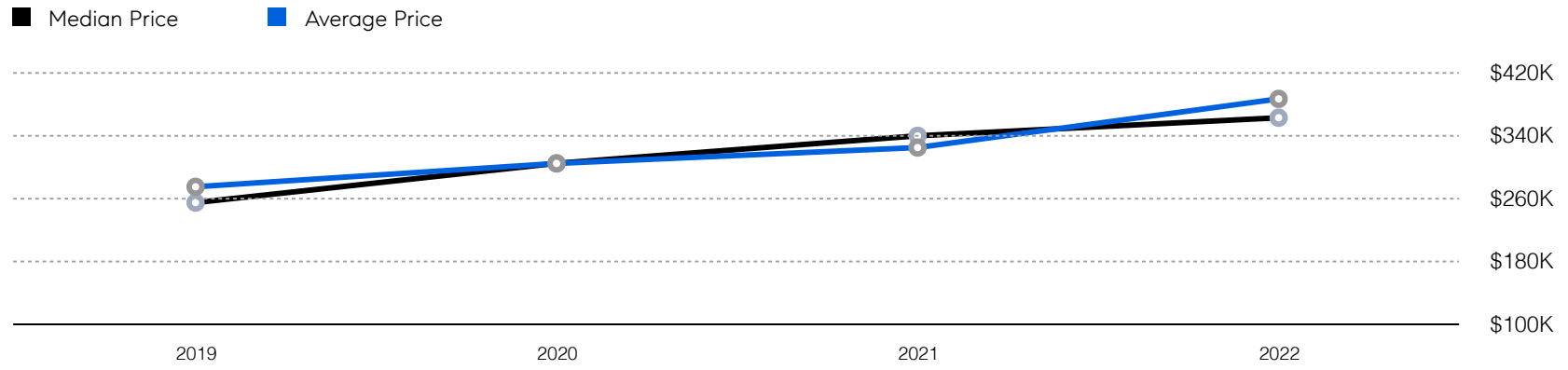
		YTD 2021	YTD 2022	% Change
Single-Family	# OF SALES	16	20	25.0%
	SALES VOLUME	\$5,645,000	\$8,181,000	44.9%
	MEDIAN PRICE	\$362,500	\$372,500	2.8%
	AVERAGE PRICE	\$352,813	\$409,050	15.9%
	AVERAGE DOM	34	33	-2.9%
	# OF CONTRACTS	20	19	-5.0%
	# NEW LISTINGS	33	21	-36.4%
Condo/Co-op/Townhouse	# OF SALES	6	7	16.7%
	SALES VOLUME	\$1,586,900	\$2,268,500	43.0%
	MEDIAN PRICE	\$279,950	\$320,000	14.3%
	AVERAGE PRICE	\$264,483	\$324,071	22.5%
	AVERAGE DOM	42	39	-7.1%
	# OF CONTRACTS	6	5	-16.7%
	# NEW LISTINGS	10	4	-60.0%

# Flemington

## Historic Sales



## Historic Sales Prices



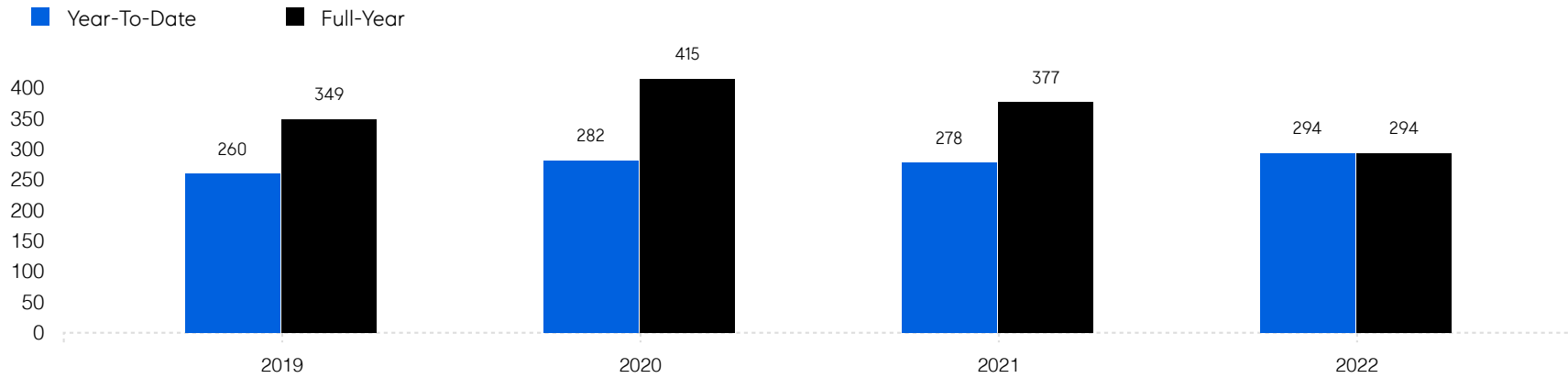


# Raritan Township

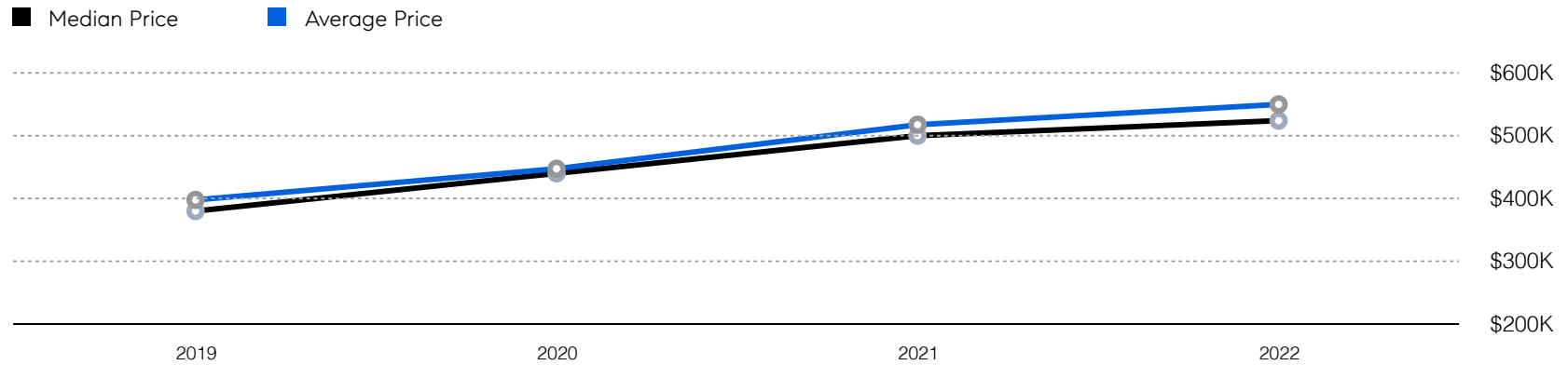
		YTD 2021	YTD 2022	% Change
Single-Family	# OF SALES	201	192	-4.5%
	SALES VOLUME	\$119,668,556	\$128,052,575	7.0%
	MEDIAN PRICE	\$570,000	\$640,000	12.3%
	AVERAGE PRICE	\$595,366	\$666,940	12.0%
	AVERAGE DOM	34	30	-11.8%
	# OF CONTRACTS	215	185	-14.0%
	# NEW LISTINGS	263	213	-19.0%
Condo/Co-op/Townhouse	# OF SALES	77	102	32.5%
	SALES VOLUME	\$22,913,732	\$33,596,155	46.6%
	MEDIAN PRICE	\$310,000	\$325,750	5.1%
	AVERAGE PRICE	\$297,581	\$329,374	10.7%
	AVERAGE DOM	23	21	-8.7%
	# OF CONTRACTS	83	105	26.5%
	# NEW LISTINGS	89	107	20.2%

# Raritan Township

## Historic Sales



## Historic Sales Prices

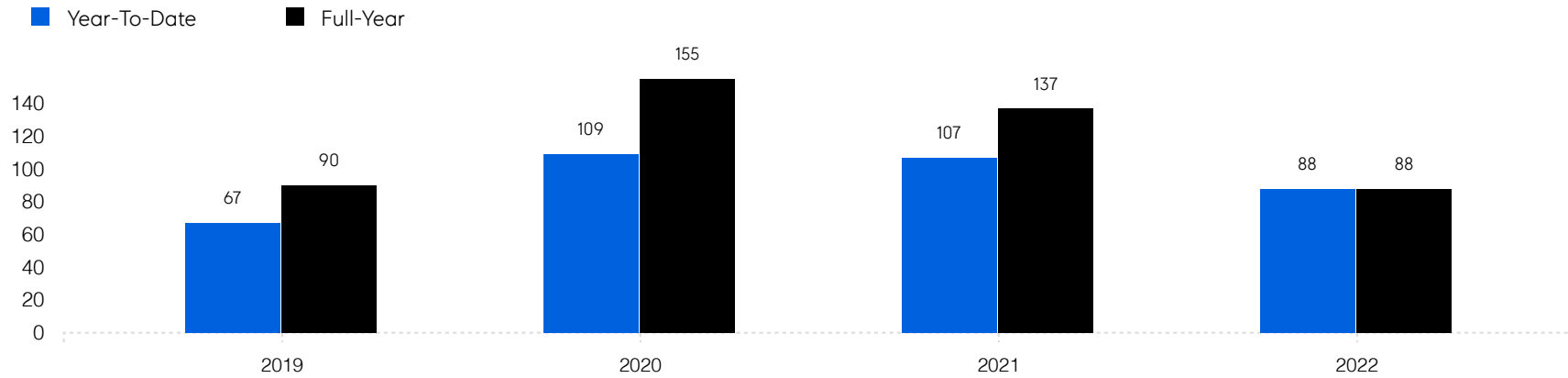


# Tewksbury Township

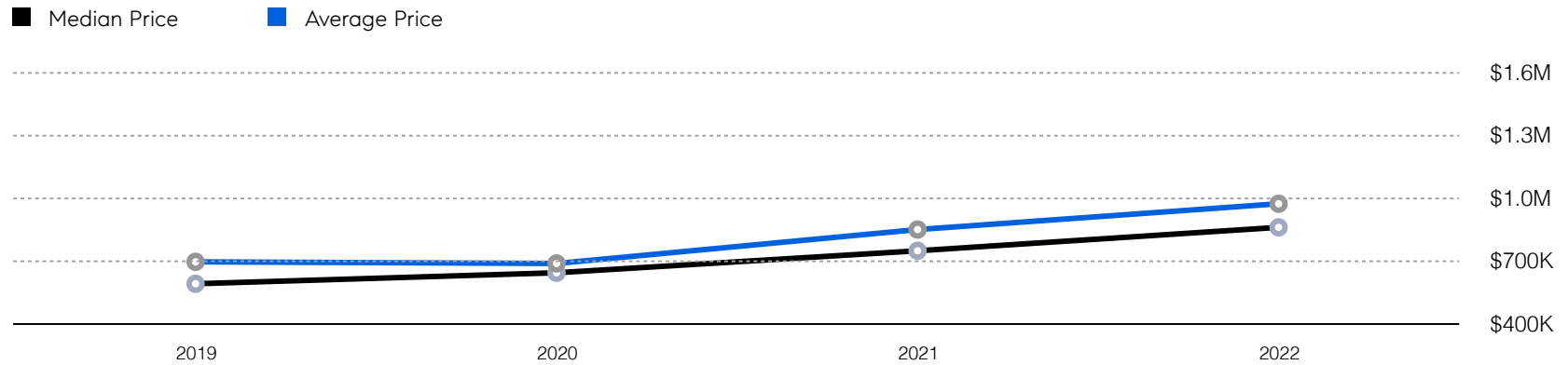
		YTD 2021	YTD 2022	% Change
Single-Family	# OF SALES	95	80	-15.8%
	SALES VOLUME	\$84,038,536	\$80,384,249	-4.3%
	MEDIAN PRICE	\$800,000	\$910,000	13.8%
	AVERAGE PRICE	\$884,616	\$1,004,803	13.6%
	AVERAGE DOM	71	63	-11.3%
	# OF CONTRACTS	93	77	-17.2%
	# NEW LISTINGS	119	96	-19.3%
Condo/Co-op/Townhouse	# OF SALES	12	8	-33.3%
	SALES VOLUME	\$7,620,000	\$5,397,000	-29.2%
	MEDIAN PRICE	\$677,000	\$712,500	5.2%
	AVERAGE PRICE	\$635,000	\$674,625	6.2%
	AVERAGE DOM	36	27	-25.0%
	# OF CONTRACTS	14	8	-42.9%
	# NEW LISTINGS	18	11	-38.9%

# Tewksbury Township

## Historic Sales



## Historic Sales Prices



# COMPASS

Source: Garden State MLS, 01/01/2020 to 09/30/2022  
Source: NJMLS, 01/01/2020 to 09/30/2022  
Source: Hudson MLS, 01/01/2020 to 09/30/2022

Compass is a licensed real estate broker and abides by Equal Housing Opportunity laws. All material presented herein is intended for informational purposes only. Information is compiled from sources deemed reliable but is subject to errors, omissions, changes in price, condition, sale, or withdrawal without notice. No statement is made as to the accuracy of any description. All measurements and square footages are approximate. This is not intended to solicit property already listed. Nothing herein shall be construed as legal, accounting or other professional advice outside the realm of real estate brokerage.