

COMPASS

September 2022

# Bedminster Market Insights

# Bedminster

SEPTEMBER 2022

## UNDER CONTRACT

**18**  
Total  
Properties

**\$451K**  
Average  
Price

**\$404K**  
Median  
Price

**-5%**  
Decrease From  
Sep 2021

**-12%**  
Decrease From  
Sep 2021

**4%**  
Increase From  
Sep 2021

## UNITS SOLD

**20**  
Total  
Properties

**\$583K**  
Average  
Price

**\$457K**  
Median  
Price

**-5%**  
Decrease From  
Sep 2021

**14%**  
Increase From  
Sep 2021

**12%**  
Increase From  
Sep 2021

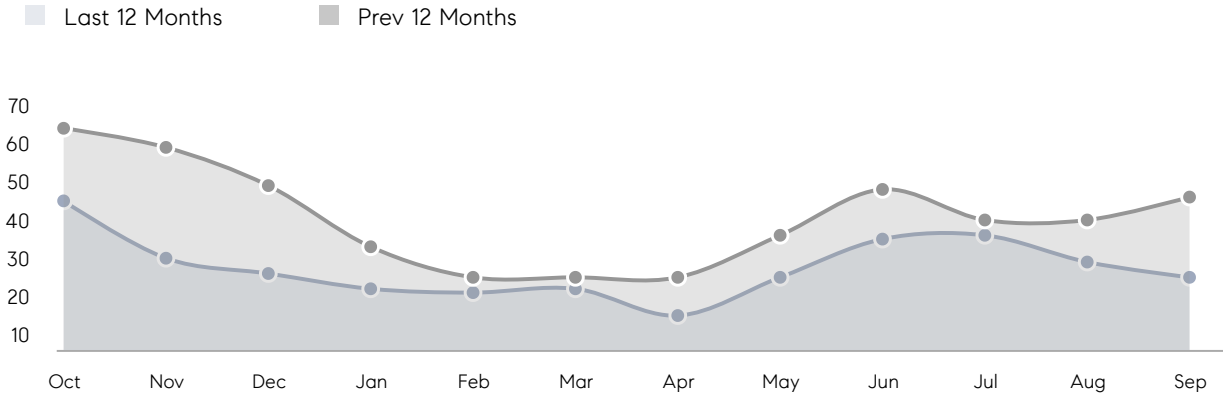
## Property Statistics

|                |                    | Sep 2022  | Sep 2021  | % Change |
|----------------|--------------------|-----------|-----------|----------|
| Overall        | AVERAGE DOM        | 28        | 34        | -18%     |
|                | % OF ASKING PRICE  | 102%      | 100%      |          |
|                | AVERAGE SOLD PRICE | \$583,033 | \$513,400 | 13.6%    |
|                | # OF CONTRACTS     | 18        | 19        | -5.3%    |
|                | NEW LISTINGS       | 17        | 26        | -35%     |
| Houses         | AVERAGE DOM        | 36        | 53        | -32%     |
|                | % OF ASKING PRICE  | 102%      | 98%       |          |
|                | AVERAGE SOLD PRICE | \$974,400 | \$698,625 | 39%      |
|                | # OF CONTRACTS     | 5         | 5         | 0%       |
|                | NEW LISTINGS       | 7         | 7         | 0%       |
| Condo/Co-op/TH | AVERAGE DOM        | 25        | 23        | 9%       |
|                | % OF ASKING PRICE  | 102%      | 102%      |          |
|                | AVERAGE SOLD PRICE | \$452,577 | \$399,415 | 13%      |
|                | # OF CONTRACTS     | 13        | 14        | -7%      |
|                | NEW LISTINGS       | 10        | 19        | -47%     |

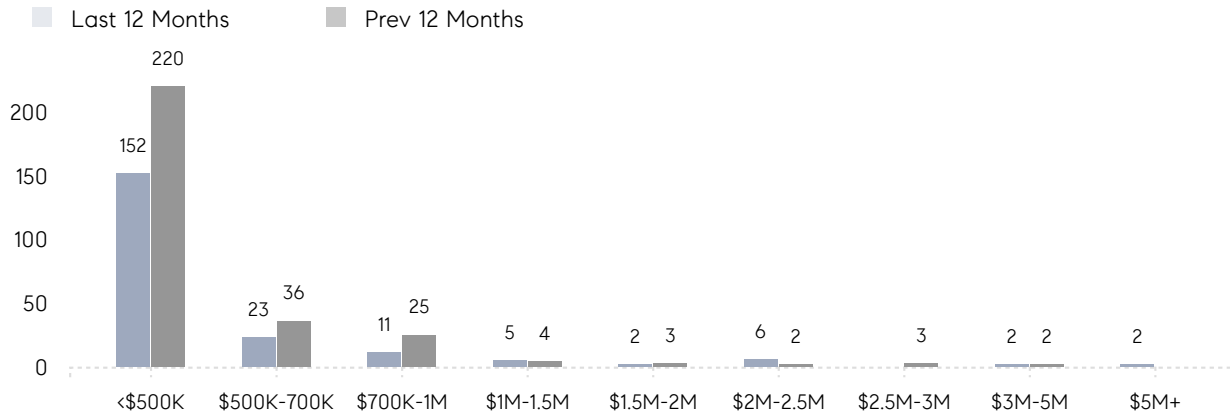
# Bedminster

SEPTEMBER 2022

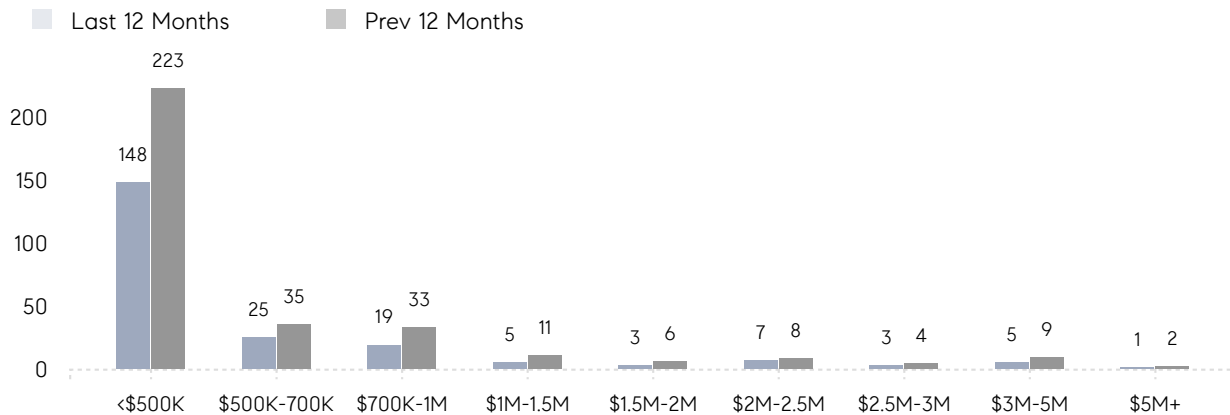
## Monthly Inventory



## Contracts By Price Range



## Listings By Price Range





# COMPASS

Compass makes no representations or warranties, express or implied, with respect to future market conditions or prices of residential product at the time the subject property or any competitive property is complete and ready for occupancy or with respect to any report, study, finding, recommendation or other information provided by Compass herein. Moreover, no warranty, express or implied, is made or should be assumed regarding the accuracy, adequacy, completeness, legality, reliability, merchantability or fitness for a particular purpose of any information, in part or whole, contained herein. All material is presented with the understanding that Compass shall not be deemed to provide legal, accounting or other professional services. This is not intended to solicit the purchase or sale of any property. Any and all such warranties are hereby expressly disclaimed. Equal Housing Opportunity.

© Compass. All Rights Reserved. This information may not be copied, used or distributed without Compass' consent.