

COMPASS

July 2022

Kearny Market Insights

Kearny

JULY 2022

UNDER CONTRACT

4	\$355K	\$337K
Total Properties	Average Price	Median Price
-20%	-16%	-16%
Decrease From Jul 2021	Decrease From Jul 2021	Decrease From Jul 2021

UNITS SOLD

0	-	-
Total Properties	Average Price	Median Price
0%	-	-
Change From Jul 2021	Change From Jul 2021	Change From Jul 2021

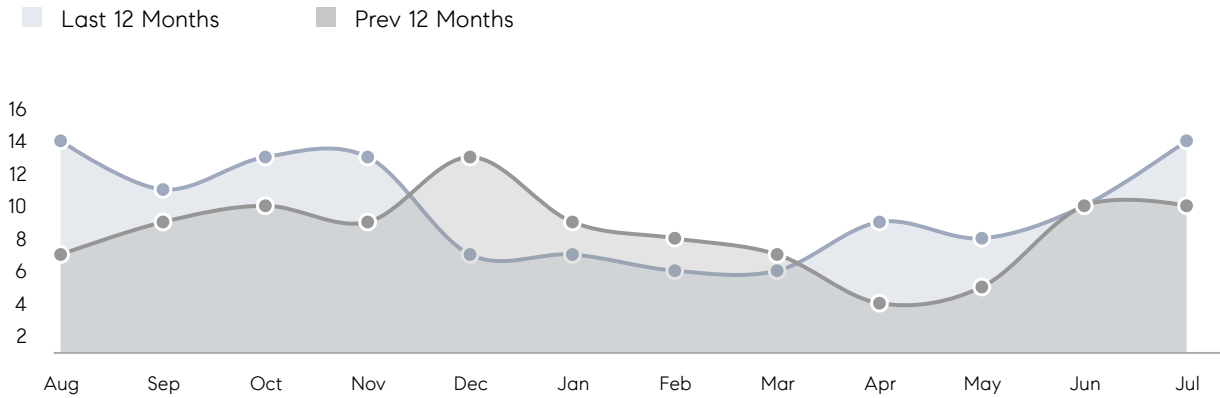
Property Statistics

		Jul 2022	Jul 2021	% Change
Overall	AVERAGE DOM	-	27	-
	% OF ASKING PRICE	-	100%	
	AVERAGE SOLD PRICE	-	\$342,500	-
	# OF CONTRACTS	4	5	-20.0%
	NEW LISTINGS	9	5	80%
Houses	AVERAGE DOM	-	42	-
	% OF ASKING PRICE	-	96%	
	AVERAGE SOLD PRICE	-	\$360,000	-
	# OF CONTRACTS	4	5	-20%
	NEW LISTINGS	8	5	60%
Condo/Co-op/TH	AVERAGE DOM	-	12	-
	% OF ASKING PRICE	-	103%	
	AVERAGE SOLD PRICE	-	\$325,000	-
	# OF CONTRACTS	0	0	0%
	NEW LISTINGS	1	0	0%

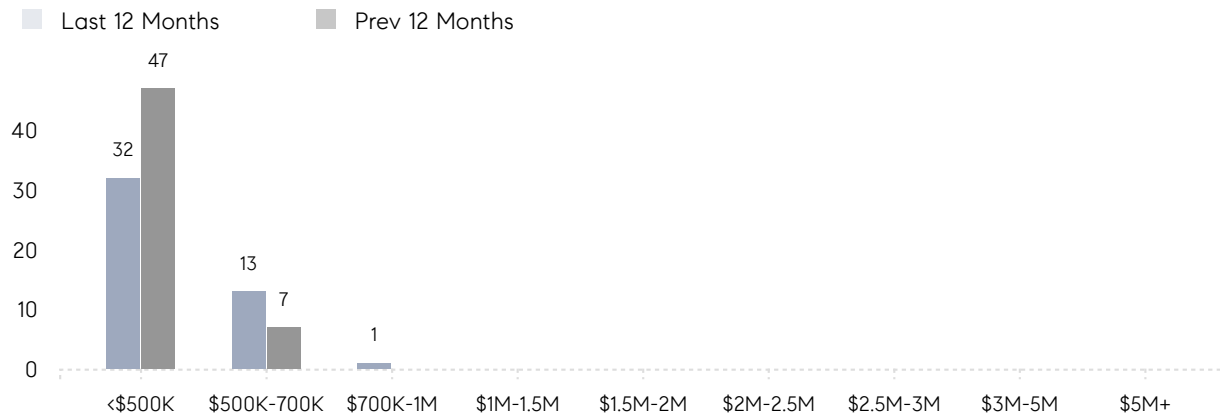
Kearny

JULY 2022

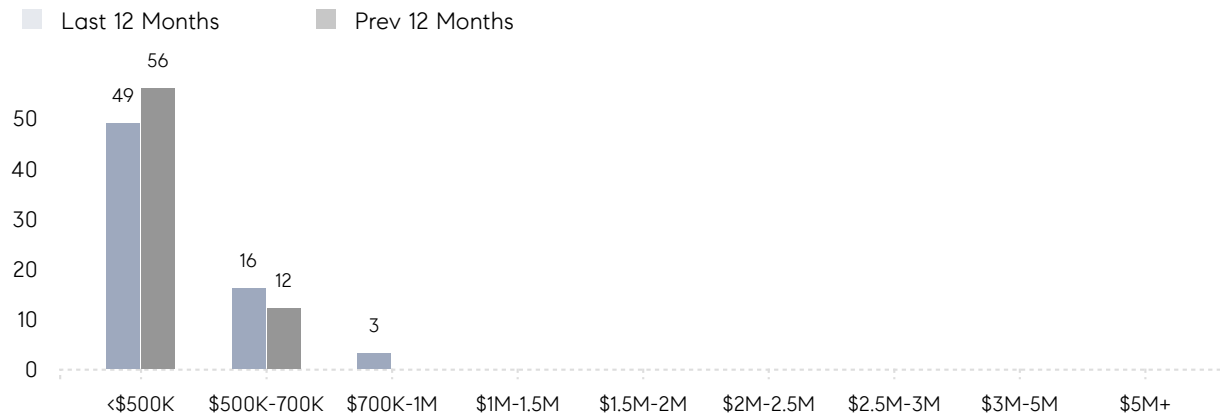
Monthly Inventory



Contracts By Price Range



Listings By Price Range





COMPASS

Compass makes no representations or warranties, express or implied, with respect to future market conditions or prices of residential product at the time the subject property or any competitive property is complete and ready for occupancy or with respect to any report, study, finding, recommendation or other information provided by Compass herein. Moreover, no warranty, express or implied, is made or should be assumed regarding the accuracy, adequacy, completeness, legality, reliability, merchantability or fitness for a particular purpose of any information, in part or whole, contained herein. All material is presented with the understanding that Compass shall not be deemed to provide legal, accounting or other professional services. This is not intended to solicit the purchase or sale of any property. Any and all such warranties are hereby expressly disclaimed. Equal Housing Opportunity.

© Compass. All Rights Reserved. This information may not be copied, used or distributed without Compass' consent.