



COMPASS

November 2021

# Cedar Grove Market Insights

# Cedar Grove

NOVEMBER 2021

## UNDER CONTRACT

**15**  
Total  
Properties

**\$663K**  
Average  
Price

**\$635K**  
Median  
Price

**-48%**  
Decrease From  
Nov 2020

**21%**  
Increase From  
Nov 2020

**27%**  
Increase From  
Nov 2020

## UNITS SOLD

**15**  
Total  
Properties

**\$741K**  
Average  
Price

**\$715K**  
Median  
Price

**-12%**  
Decrease From  
Nov 2020

**28%**  
Increase From  
Nov 2020

**35%**  
Increase From  
Nov 2020

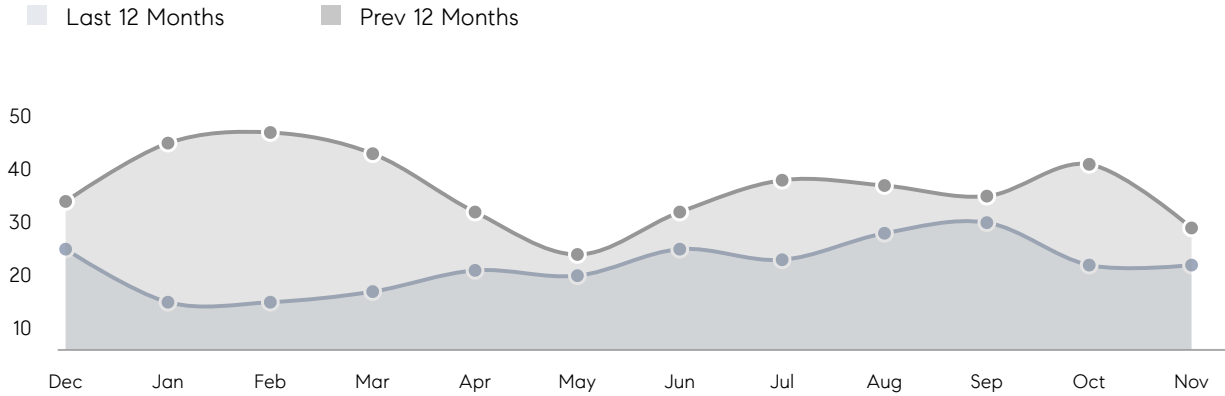
## Property Statistics

		Nov 2021	Nov 2020	% Change
Overall	AVERAGE DOM	33	23	43%
	% OF ASKING PRICE	101%	101%	
	AVERAGE SOLD PRICE	\$741,403	\$577,938	28.3%
	# OF CONTRACTS	15	29	-48.3%
	NEW LISTINGS	14	20	-30%
Houses	AVERAGE DOM	22	25	-12%
	% OF ASKING PRICE	101%	101%	
	AVERAGE SOLD PRICE	\$734,073	\$593,567	24%
	# OF CONTRACTS	13	24	-46%
	NEW LISTINGS	13	10	30%
Condo/Co-op/TH	AVERAGE DOM	63	13	385%
	% OF ASKING PRICE	100%	98%	
	AVERAGE SOLD PRICE	\$761,563	\$505,000	51%
	# OF CONTRACTS	2	5	-60%
	NEW LISTINGS	1	10	-90%

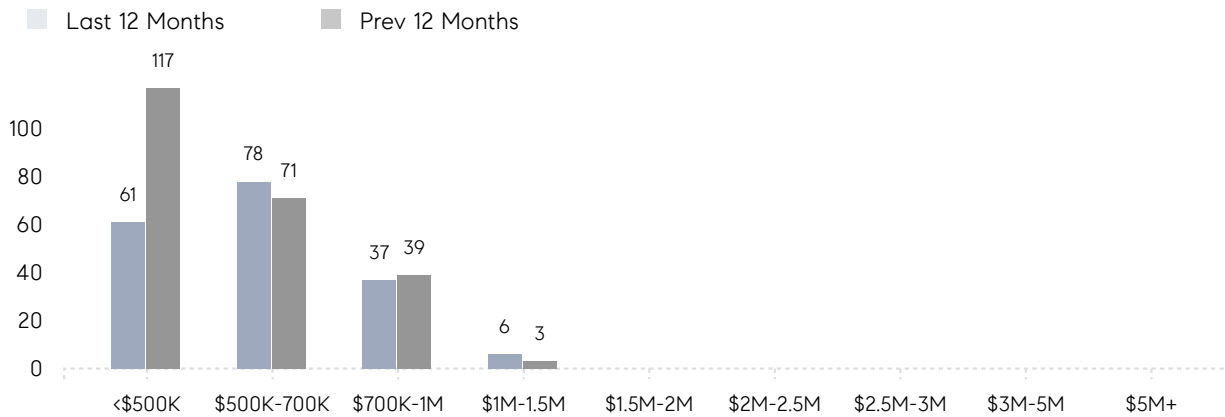
# Cedar Grove

NOVEMBER 2021

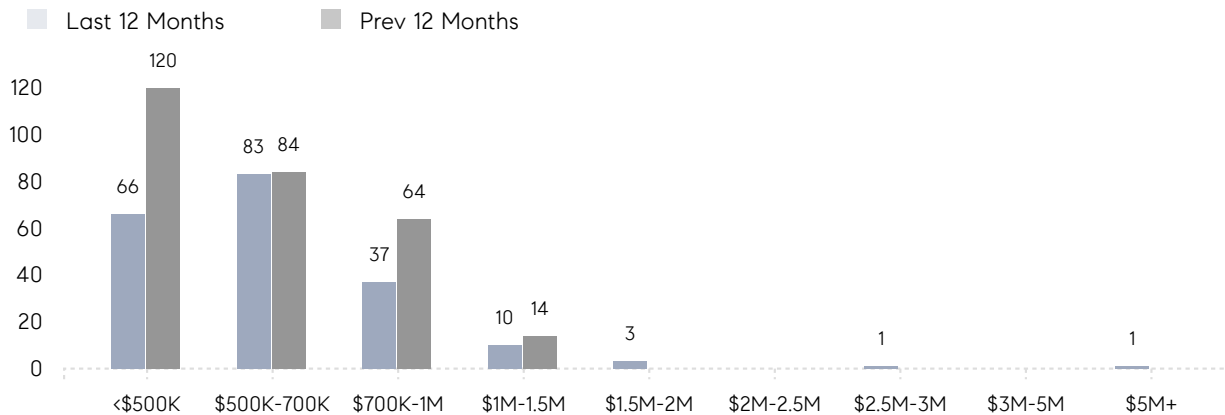
## Monthly Inventory



## Contracts By Price Range



## Listings By Price Range





# COMPASS

Compass makes no representations or warranties, express or implied, with respect to future market conditions or prices of residential product at the time the subject property or any competitive property is complete and ready for occupancy or with respect to any report, study, finding, recommendation or other information provided by Compass herein. Moreover, no warranty, express or implied, is made or should be assumed regarding the accuracy, adequacy, completeness, legality, reliability, merchantability or fitness for a particular purpose of any information, in part or whole, contained herein. All material is presented with the understanding that Compass shall not be deemed to provide legal, accounting or other professional services. This is not intended to solicit the purchase or sale of any property. Any and all such warranties are hereby expressly disclaimed. Equal Housing Opportunity.

© Compass. All Rights Reserved. This information may not be copied, used or distributed without Compass' consent.