

COMPASS

May 2022

Setauket Market Insights

Setauket

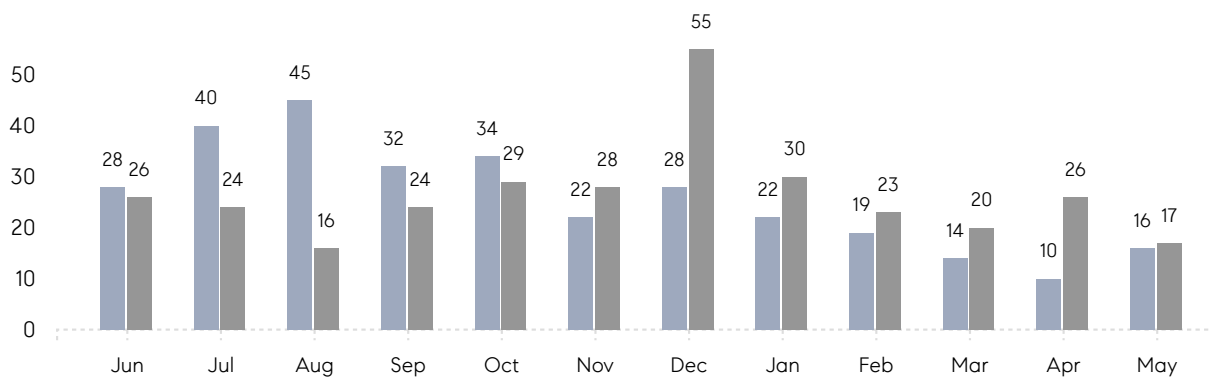
SUFFOLK, MAY 2022

Property Statistics

		May 2022	May 2021	% Change
Single-Family	# OF SALES	16	17	-5.9%
	SALES VOLUME	\$11,672,000	\$11,908,500	-2.0%
	AVERAGE PRICE	\$729,500	\$700,500	4.1%
	AVERAGE DOM	47	80	-41.2%

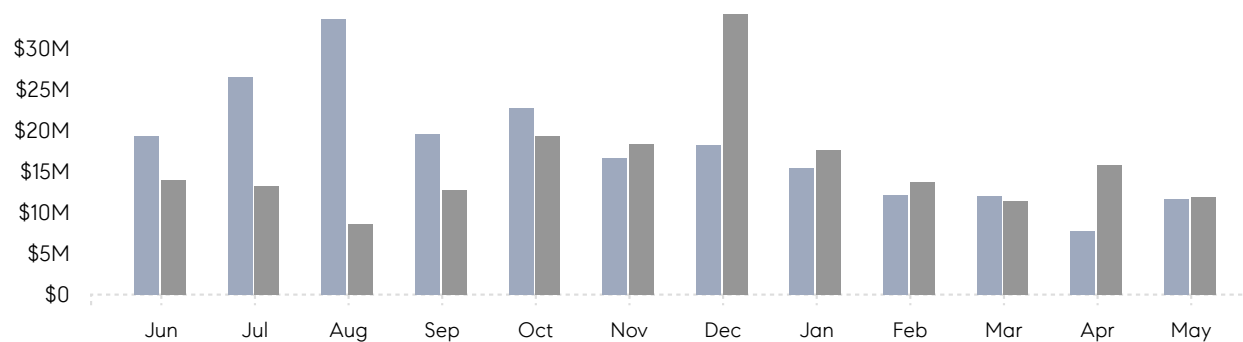
Monthly Sales


■ Last 12 Months ■ Prev 12 Months



Monthly Total Sales Volume

■ Last 12 Months ■ Prev 12 Months





COMPASS

Compass makes no representations or warranties, express or implied, with respect to future market conditions or prices of residential product at the time the subject property or any competitive property is complete and ready for occupancy or with respect to any report, study, finding, recommendation or other information provided by Compass herein. Moreover, no warranty, express or implied, is made or should be assumed regarding the accuracy, adequacy, completeness, legality, reliability, merchantability or fitness for a particular purpose of any information, in part or whole, contained herein. All material is presented with the understanding that Compass shall not be deemed to provide legal, accounting or other professional services. This is not intended to solicit the purchase or sale of any property. Any and all such warranties are hereby expressly disclaimed. Equal Housing Opportunity.

© Compass. All Rights Reserved. This information may not be copied, used or distributed without Compass' consent.