

COMPASS

April 2022

# Old Brookville Market Insights

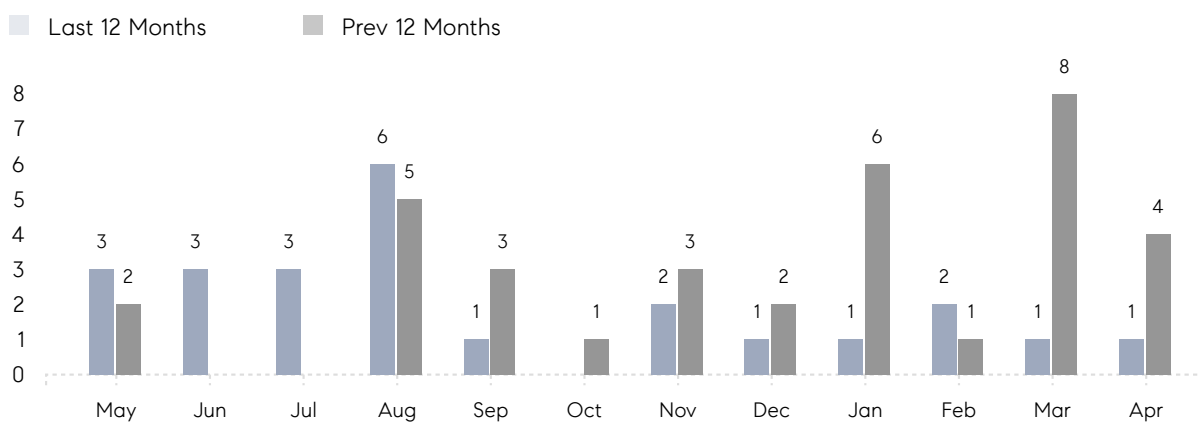
# Old Brookville

NASSAU, APRIL 2022

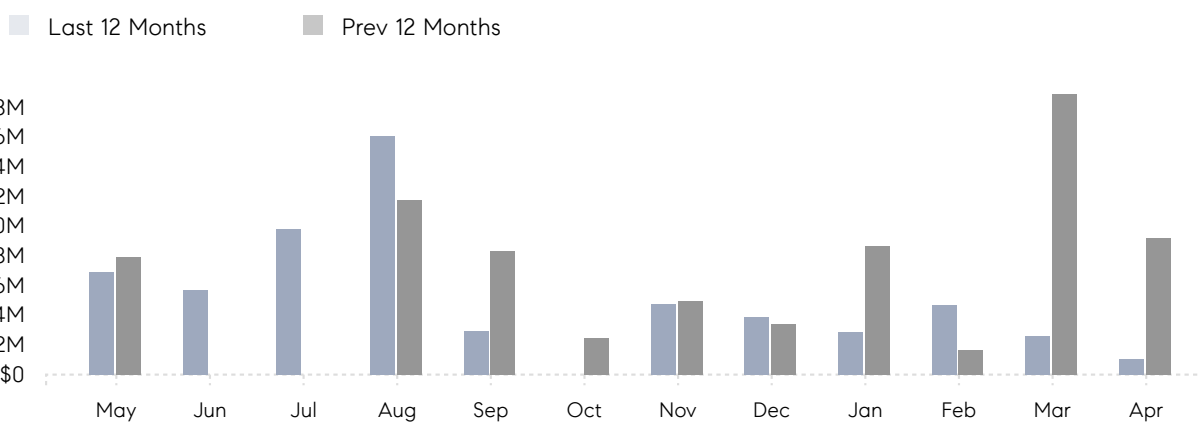
## Property Statistics


		Apr 2022	Apr 2021	% Change
Single-Family	# OF SALES	1	4	-75.0%
	SALES VOLUME	\$1,037,500	\$9,180,000	-88.7%
	AVERAGE PRICE	\$1,037,500	\$2,295,000	-54.8%
	AVERAGE DOM	48	216	-77.8%

## Monthly Sales



## Monthly Total Sales Volume





COMPASS

Compass makes no representations or warranties, express or implied, with respect to future market conditions or prices of residential product at the time the subject property or any competitive property is complete and ready for occupancy or with respect to any report, study, finding, recommendation or other information provided by Compass herein. Moreover, no warranty, express or implied, is made or should be assumed regarding the accuracy, adequacy, completeness, legality, reliability, merchantability or fitness for a particular purpose of any information, in part or whole, contained herein. All material is presented with the understanding that Compass shall not be deemed to provide legal, accounting or other professional services. This is not intended to solicit the purchase or sale of any property. Any and all such warranties are hereby expressly disclaimed. Equal Housing Opportunity.

© Compass. All Rights Reserved. This information may not be copied, used or distributed without Compass' consent.