

COMPASS

July 2022

Baldwin Market Insights

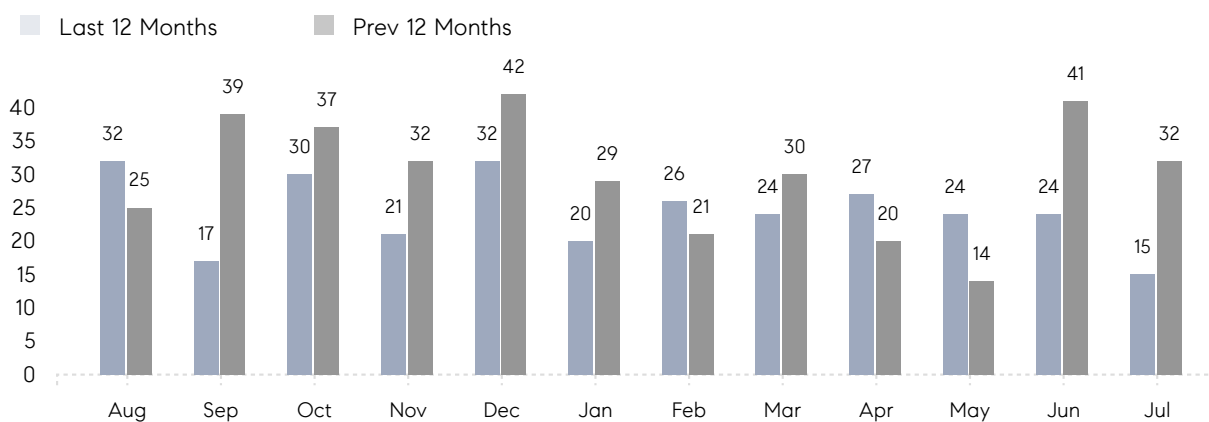
Baldwin

NASSAU, JULY 2022

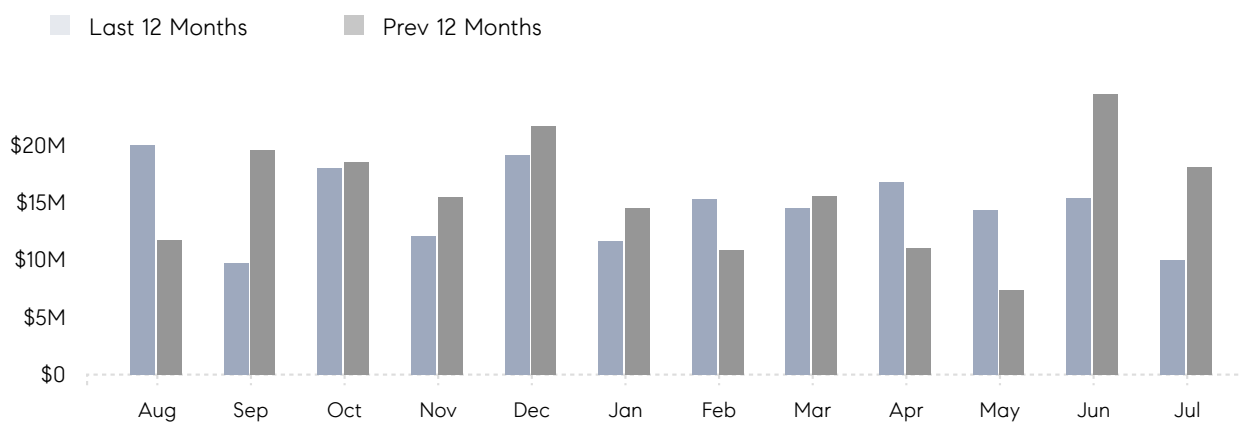
Property Statistics


		Jul 2022	Jul 2021	% Change
Single-Family	# OF SALES	15	32	-53.1%
	SALES VOLUME	\$9,967,200	\$18,132,000	-45.0%
	AVERAGE PRICE	\$664,480	\$566,625	17.3%
	AVERAGE DOM	38	39	-2.6%

Monthly Sales



Monthly Total Sales Volume





COMPASS

Compass makes no representations or warranties, express or implied, with respect to future market conditions or prices of residential product at the time the subject property or any competitive property is complete and ready for occupancy or with respect to any report, study, finding, recommendation or other information provided by Compass herein. Moreover, no warranty, express or implied, is made or should be assumed regarding the accuracy, adequacy, completeness, legality, reliability, merchantability or fitness for a particular purpose of any information, in part or whole, contained herein. All material is presented with the understanding that Compass shall not be deemed to provide legal, accounting or other professional services. This is not intended to solicit the purchase or sale of any property. Any and all such warranties are hereby expressly disclaimed. Equal Housing Opportunity.

© Compass. All Rights Reserved. This information may not be copied, used or distributed without Compass' consent.