

COMPASS

# Manhattan Market Insights

JUNE 2022

# Manhattan Market Insights

## June 2022

### NEIGHBORHOOD MAP

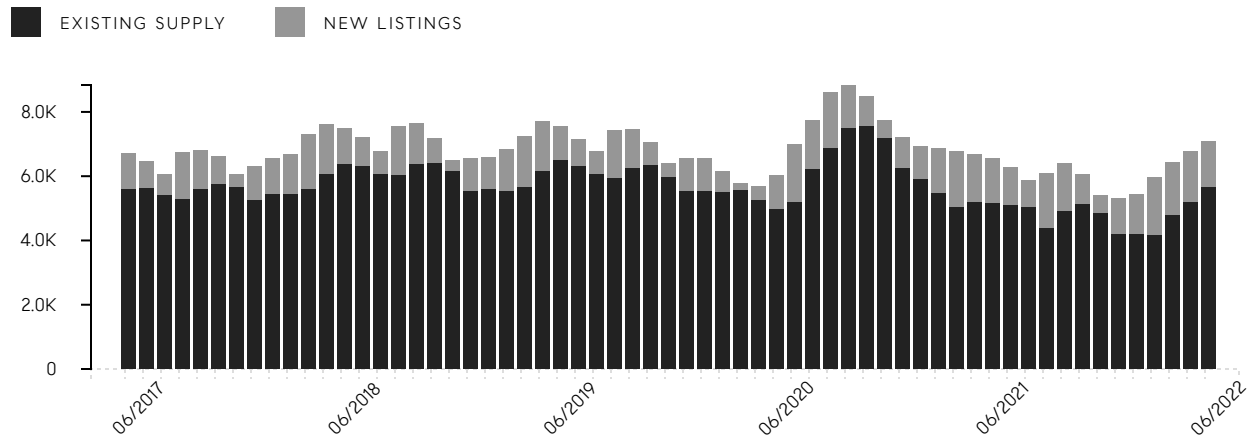


# Manhattan Market Insights

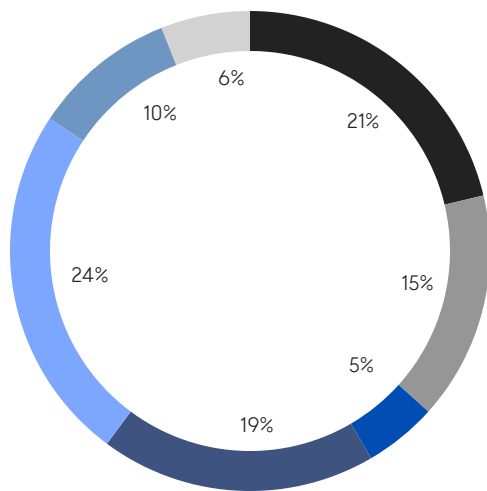
## June 2022

### INVENTORY

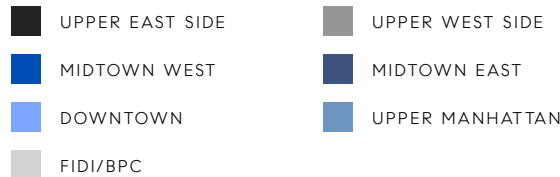
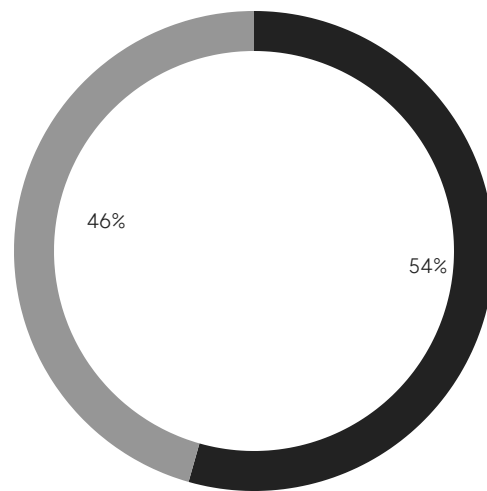
#### Total Inventory



#### By Neighborhood



#### By Type

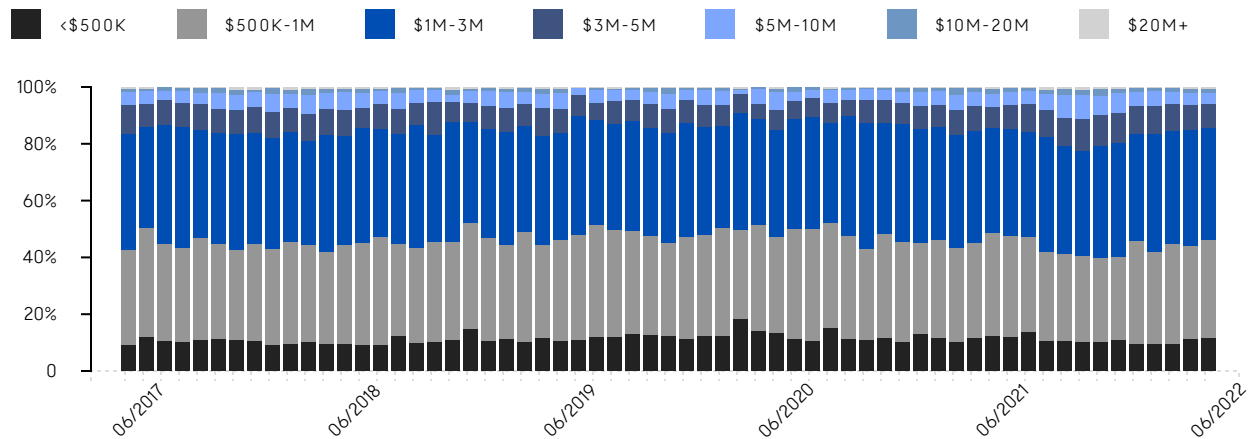


# Manhattan Market Insights

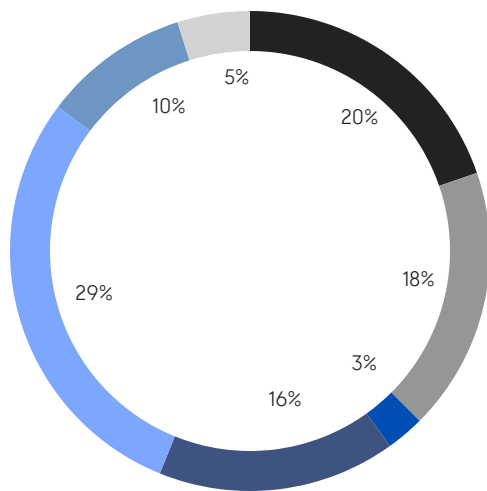
## June 2022

### CONTRACTS SIGNED

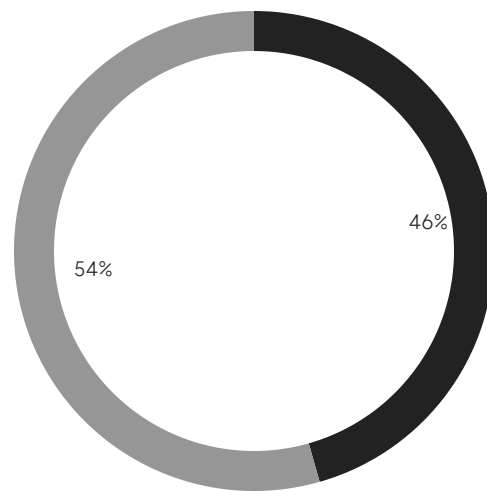
#### Market Share By Price (Last Ask)



#### By Neighborhood



#### By Type



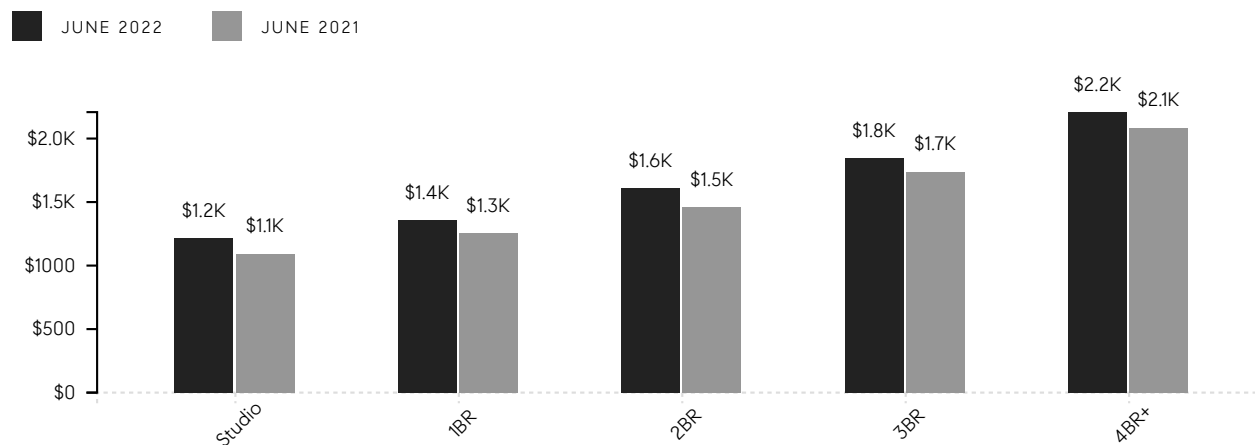
# Manhattan Market Insights

## June 2022

### OVERALL

	JUN 2022	MAY 2022	% CHANGE	JUN 2021	% CHANGE
AVERAGE SALE PRICE	\$2,086,701	\$2,052,601	1.7%	\$2,008,942	3.9%
MEDIAN SALE PRICE	\$1,270,000	\$1,165,000	9.0%	\$1,200,000	5.8%
AVERAGE PRICE PER SQUARE FOOT	\$1,556	\$1,491	4.4%	\$1,428	9.0%
AVERAGE DAYS ON MARKET	156	161	-3.1%	191	-18.3%
AVERAGE DISCOUNT	3%	5%		8%	
INVENTORY	7,076	6,769	4.5%	6,536	8.3%
CONTRACTS SIGNED	1,099	1,327	-17.2%	1,690	-35.0%

### Average Price Per Square Foot



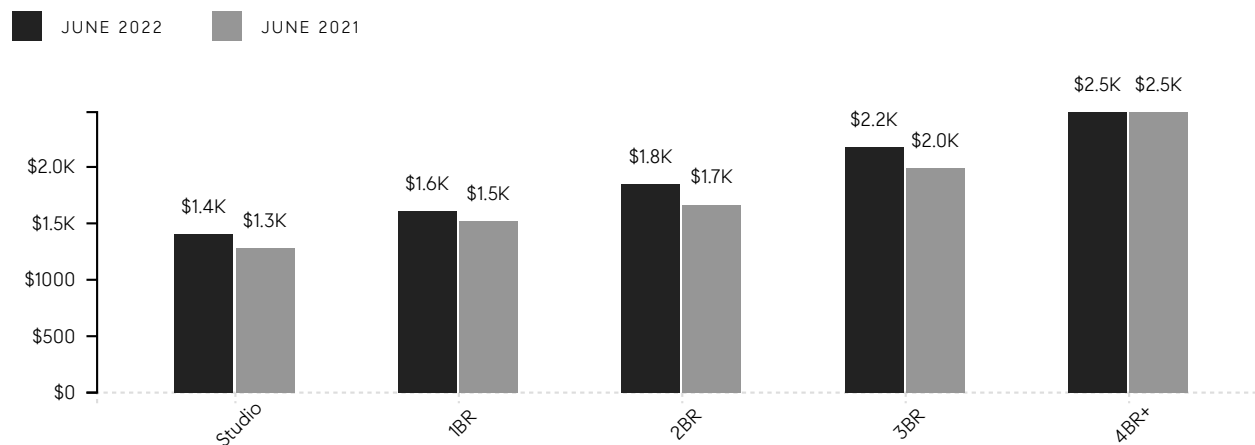
# Manhattan Market Insights

## June 2022

### CONDOS

	JUN 2022	MAY 2022	% CHANGE	JUN 2021	% CHANGE
AVERAGE SALE PRICE	\$2,772,544	\$3,011,088	-7.9%	\$2,681,742	3.4%
MEDIAN SALE PRICE	\$1,792,500	\$1,865,000	-3.9%	\$1,700,000	5.4%
AVERAGE PRICE PER SQUARE FOOT	\$1,818	\$1,757	3.5%	\$1,695	7.3%
AVERAGE DAYS ON MARKET	178	181	-1.7%	204	-12.7%
AVERAGE DISCOUNT	3%	5%		8%	
INVENTORY	3,849	3,624	6.2%	3,480	10.6%
CONTRACTS SIGNED	501	642	-22.0%	746	-32.8%

### Average Price Per Square Foot



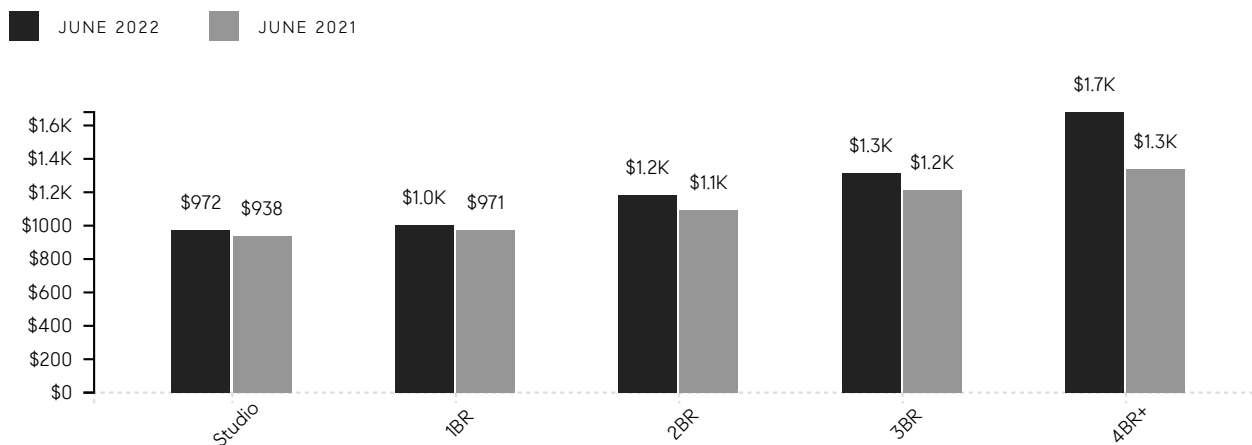
# Manhattan Market Insights

## June 2022

### CO-OPS

	JUN 2022	MAY 2022	% CHANGE	JUN 2021	% CHANGE
AVERAGE SALE PRICE	\$1,496,993	\$1,255,309	19.3%	\$1,420,921	5.4%
MEDIAN SALE PRICE	\$850,000	\$810,000	4.9%	\$870,000	-2.3%
AVERAGE PRICE PER SQUARE FOOT	\$1,139	\$1,070	6.4%	\$1,048	8.7%
AVERAGE DAYS ON MARKET	140	146	-4.1%	182	-23.1%
AVERAGE DISCOUNT	3%	4%		8%	
INVENTORY	3,227	3,145	2.6%	3,056	5.6%
CONTRACTS SIGNED	598	685	-12.7%	944	-36.7%

### Average Price Per Square Foot





# COMPASS

Compass makes no representations or warranties, express or implied, with respect to future market conditions or prices of residential product at the time the subject property or any competitive property is complete and ready for occupancy or with respect to any report, study, finding, recommendation or other information provided by Compass herein. Moreover, no warranty, express or implied, is made or should be assumed regarding the accuracy, adequacy, completeness, legality, reliability, merchantability or fitness for a particular purpose of any information, in part or whole, contained herein. All material is presented with the understanding that Compass shall not be deemed to provide legal, accounting or other professional services. This is not intended to solicit the purchase or sale of any property. Any and all such warranties are hereby expressly disclaimed. Equal Housing Opportunity.

© Compass. All Rights Reserved. This information may not be copied, used or distributed without Compass' consent.