

Q2 2022

Hunterdon County Market Report

COMPASS

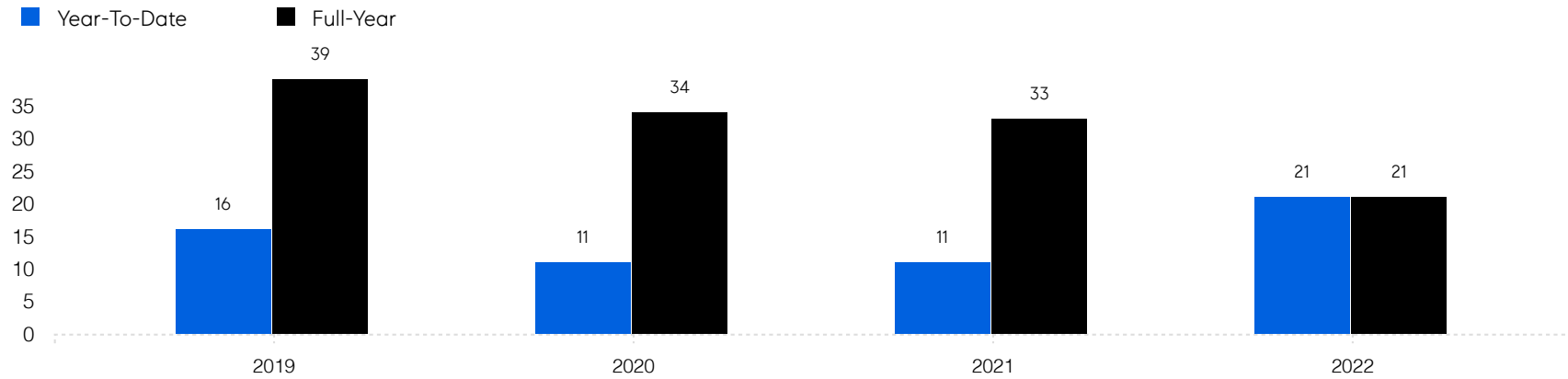


Flemington

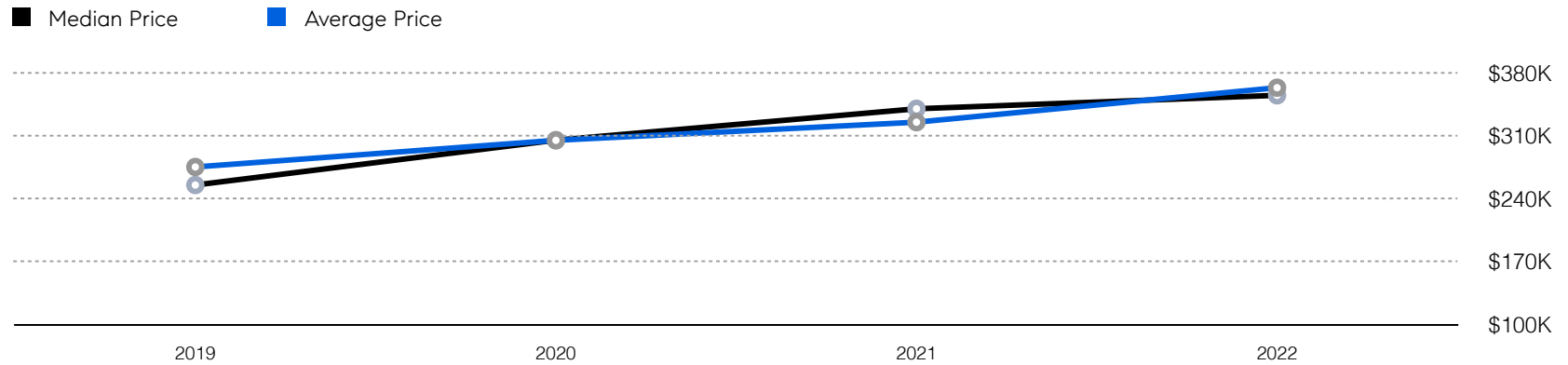
		YTD 2021	YTD 2022	% Change
Single-Family	# OF SALES	6	15	150.0%
	SALES VOLUME	\$1,814,000	\$5,684,000	213.3%
	MEDIAN PRICE	\$293,500	\$365,000	24.4%
	AVERAGE PRICE	\$302,333	\$378,933	25.3%
	AVERAGE DOM	52	38	-26.9%
	# OF CONTRACTS	12	13	8.3%
	# NEW LISTINGS	21	17	-19.0%
Condo/Co-op/Townhouse	# OF SALES	5	6	20.0%
	SALES VOLUME	\$1,246,900	\$1,949,500	56.3%
	MEDIAN PRICE	\$259,900	\$334,500	28.7%
	AVERAGE PRICE	\$249,380	\$324,917	30.3%
	AVERAGE DOM	49	42	-14.3%
	# OF CONTRACTS	5	4	-20.0%
	# NEW LISTINGS	6	4	-33.3%

Flemington

Historic Sales



Historic Sales Prices

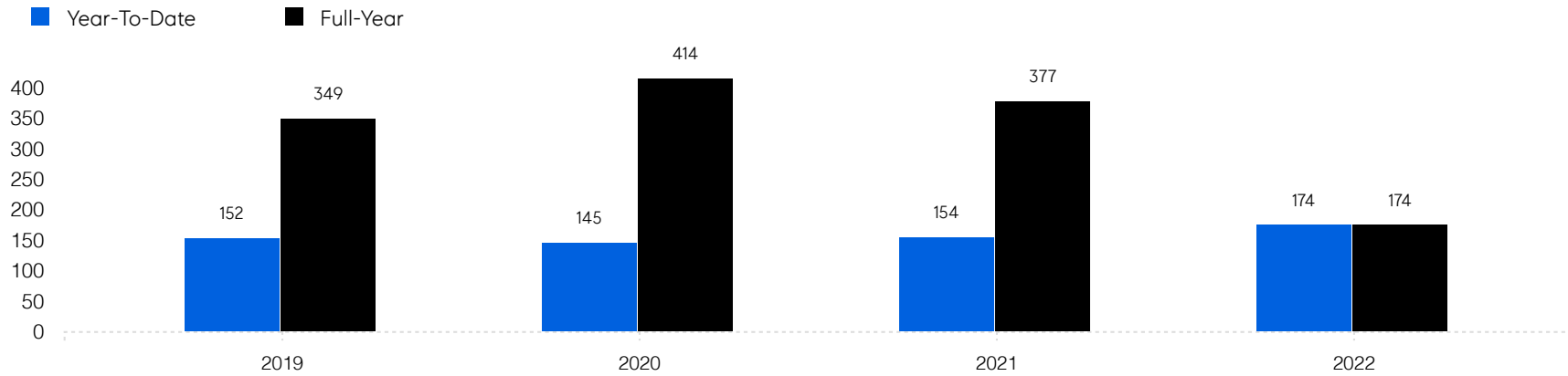


Raritan Township

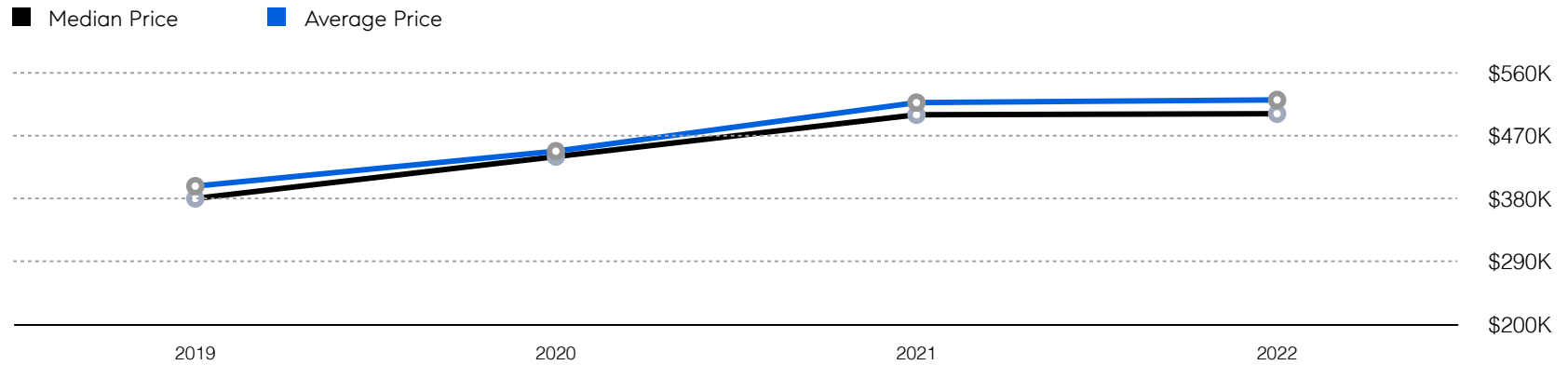
		YTD 2021	YTD 2022	% Change
Single-Family	# OF SALES	112	106	-5.4%
	SALES VOLUME	\$61,626,276	\$68,106,199	10.5%
	MEDIAN PRICE	\$528,000	\$632,500	19.8%
	AVERAGE PRICE	\$550,235	\$642,511	16.8%
	AVERAGE DOM	44	31	-29.5%
	# OF CONTRACTS	135	134	-0.7%
	# NEW LISTINGS	166	165	-0.6%
Condo/Co-op/Townhouse	# OF SALES	42	68	61.9%
	SALES VOLUME	\$11,537,700	\$22,600,800	95.9%
	MEDIAN PRICE	\$285,000	\$328,000	15.1%
	AVERAGE PRICE	\$274,707	\$332,365	21.0%
	AVERAGE DOM	26	19	-26.9%
	# OF CONTRACTS	52	72	38.5%
	# NEW LISTINGS	56	78	39.3%

Raritan Township

Historic Sales



Historic Sales Prices

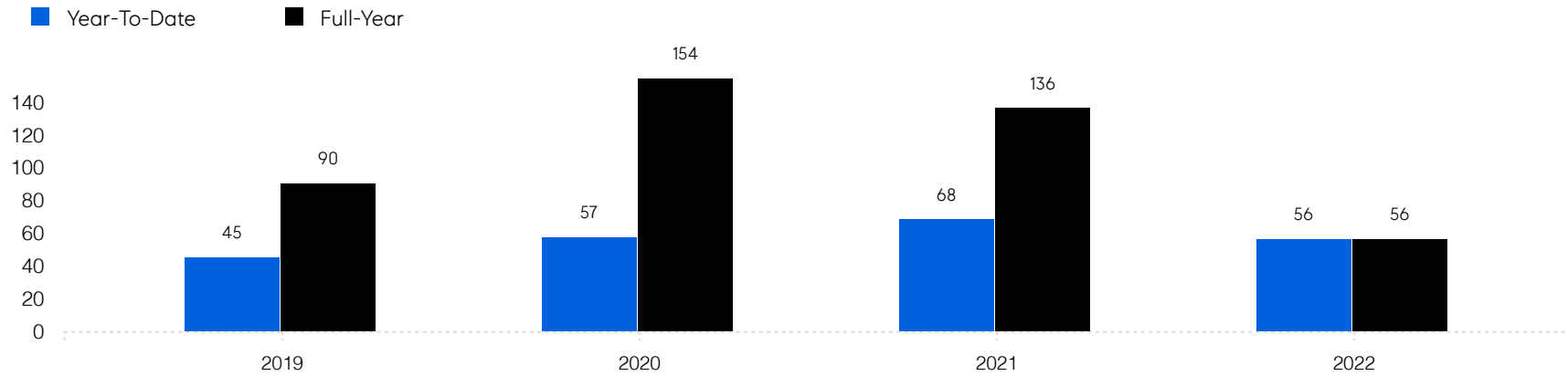


Tewksbury Township

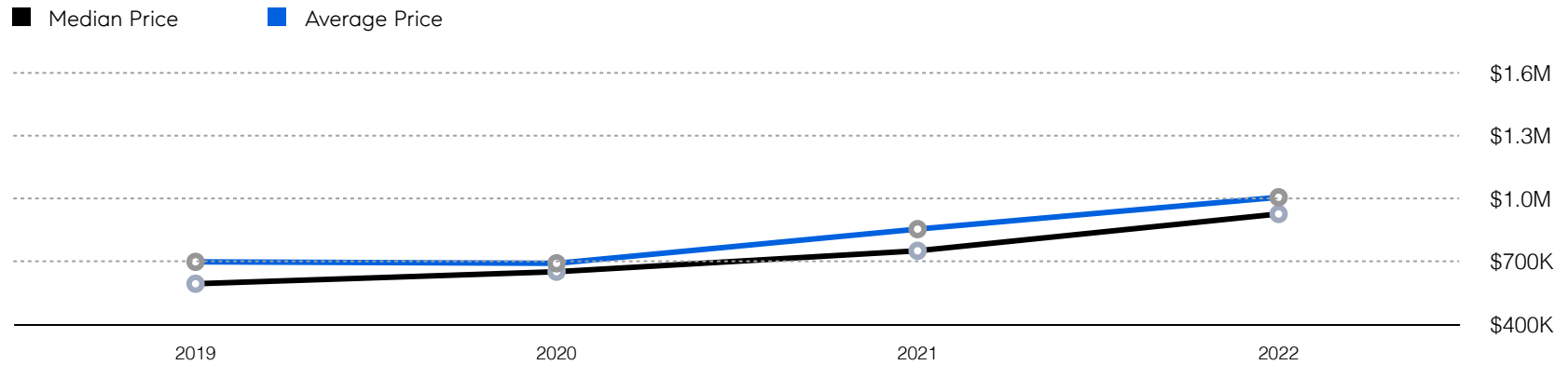
		YTD 2021	YTD 2022	% Change
Single-Family	# OF SALES	63	53	-15.9%
	SALES VOLUME	\$54,125,036	\$54,316,999	0.4%
	MEDIAN PRICE	\$775,000	\$935,000	20.6%
	AVERAGE PRICE	\$859,128	\$1,024,849	19.3%
	AVERAGE DOM	88	67	-23.9%
	# OF CONTRACTS	72	60	-16.7%
	# NEW LISTINGS	79	80	1.3%
Condo/Co-op/Townhouse	# OF SALES	5	3	-40.0%
	SALES VOLUME	\$2,755,000	\$2,003,000	-27.3%
	MEDIAN PRICE	\$499,000	\$725,000	45.3%
	AVERAGE PRICE	\$551,000	\$667,667	21.2%
	AVERAGE DOM	62	16	-74.2%
	# OF CONTRACTS	7	6	-14.3%
	# NEW LISTINGS	9	8	-11.1%

Tewksbury Township

Historic Sales



Historic Sales Prices



COMPASS

Source: Garden State MLS, 01/01/2020 to 06/30/2022
Source: NJMLS, 01/01/2020 to 06/30/2022
Source: Hudson MLS, 01/01/2020 to 06/30/2022

Compass is a licensed real estate broker and abides by Equal Housing Opportunity laws. All material presented herein is intended for informational purposes only. Information is compiled from sources deemed reliable but is subject to errors, omissions, changes in price, condition, sale, or withdrawal without notice. No statement is made as to the accuracy of any description. All measurements and square footages are approximate. This is not intended to solicit property already listed. Nothing herein shall be construed as legal, accounting or other professional advice outside the realm of real estate brokerage.