



COMPASS

April 2023

Hanover Market Insights

Hanover

APRIL 2023

UNDER CONTRACT

1
Total
Properties

\$949K
Average
Price

\$949K
Median
Price

0%
Change From
Apr 2022

–
Change From
Apr 2022

–
Change From
Apr 2022

UNITS SOLD

0
Total
Properties

–
Average
Price

–
Median
Price

0%
Change From
Apr 2022

–
Change From
Apr 2022

–
Change From
Apr 2022

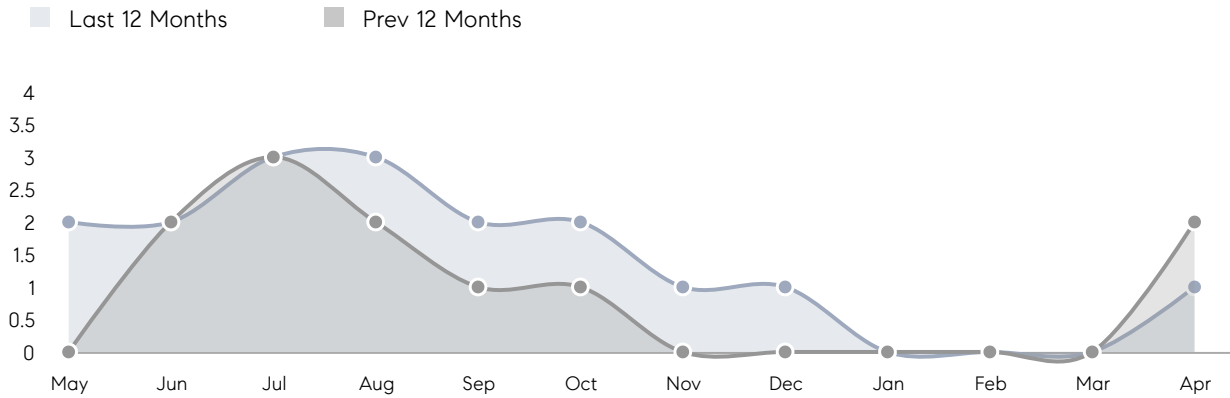
Property Statistics

		Apr 2023	Apr 2022	% Change
Overall	AVERAGE DOM	-	-	-
	% OF ASKING PRICE	-	-	-
	AVERAGE SOLD PRICE	-	-	-
	# OF CONTRACTS	1	0	0.0%
	NEW LISTINGS	2	2	0%
Houses	AVERAGE DOM	-	-	-
	% OF ASKING PRICE	-	-	-
	AVERAGE SOLD PRICE	-	-	-
	# OF CONTRACTS	1	0	0%
	NEW LISTINGS	2	2	0%
Condo/Co-op/TH	AVERAGE DOM	-	-	-
	% OF ASKING PRICE	-	-	-
	AVERAGE SOLD PRICE	-	-	-
	# OF CONTRACTS	0	0	0%
	NEW LISTINGS	0	0	0%

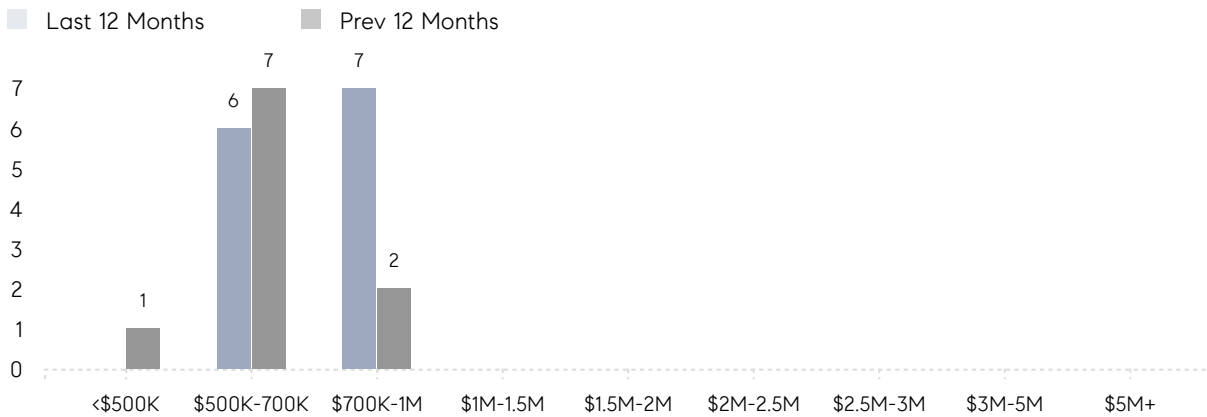
Hanover

APRIL 2023

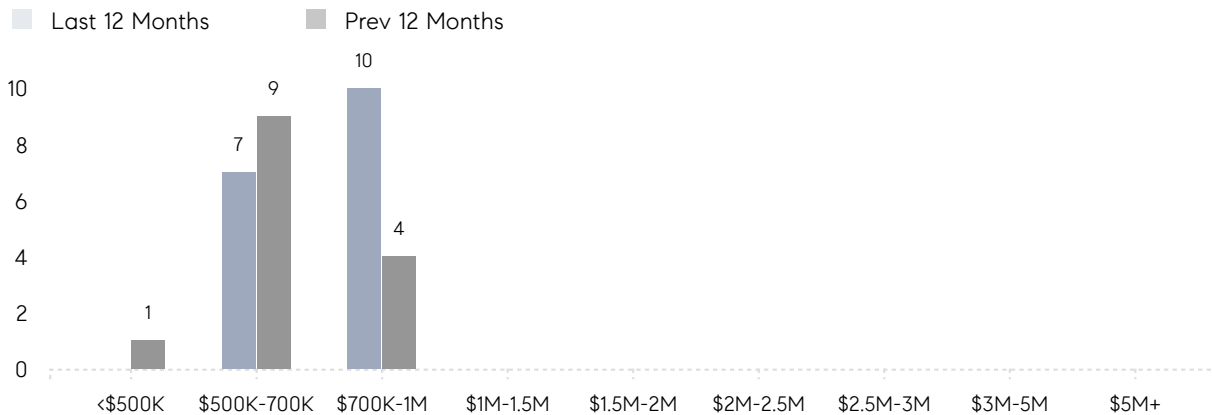
Monthly Inventory



Contracts By Price Range



Listings By Price Range





COMPASS

Compass makes no representations or warranties, express or implied, with respect to future market conditions or prices of residential product at the time the subject property or any competitive property is complete and ready for occupancy or with respect to any report, study, finding, recommendation or other information provided by Compass herein. Moreover, no warranty, express or implied, is made or should be assumed regarding the accuracy, adequacy, completeness, legality, reliability, merchantability or fitness for a particular purpose of any information, in part or whole, contained herein. All material is presented with the understanding that Compass shall not be deemed to provide legal, accounting or other professional services. This is not intended to solicit the purchase or sale of any property. Any and all such warranties are hereby expressly disclaimed. Equal Housing Opportunity.

© Compass. All Rights Reserved. This information may not be copied, used or distributed without Compass' consent.