



COMPASS

October 2022

Bay Head Market Insights

Bay Head

OCTOBER 2022

UNDER CONTRACT

2	\$1.4M	\$1.4M
Total Properties	Average Price	Median Price
0%	-	-
Change From Oct 2021	Change From Oct 2021	Change From Oct 2021

UNITS SOLD

2	\$1.2M	\$1.2M
Total Properties	Average Price	Median Price
0%	-	-
Change From Oct 2021	Change From Oct 2021	Change From Oct 2021

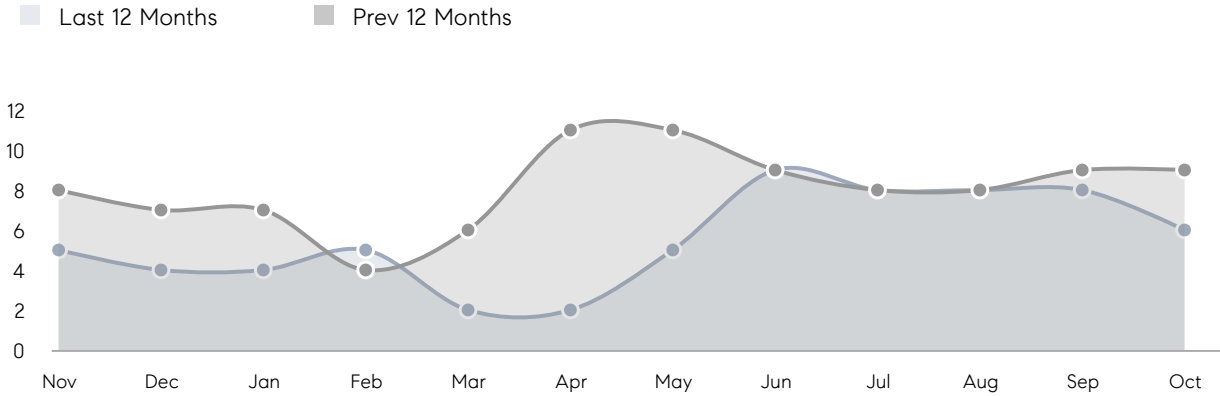
Property Statistics

		Oct 2022	Oct 2021	% Change
Overall	AVERAGE DOM	70	-	-
	% OF ASKING PRICE	96%	-	
	AVERAGE SOLD PRICE	\$1,234,750	-	-
	# OF CONTRACTS	2	2	0.0%
	NEW LISTINGS	0	2	0%
Houses	AVERAGE DOM	129	-	-
	% OF ASKING PRICE	92%	-	
	AVERAGE SOLD PRICE	\$2,125,000	-	-
	# OF CONTRACTS	2	1	100%
	NEW LISTINGS	0	1	0%
Condo/Co-op/TH	AVERAGE DOM	11	-	-
	% OF ASKING PRICE	99%	-	
	AVERAGE SOLD PRICE	\$344,500	-	-
	# OF CONTRACTS	0	1	0%
	NEW LISTINGS	0	1	0%

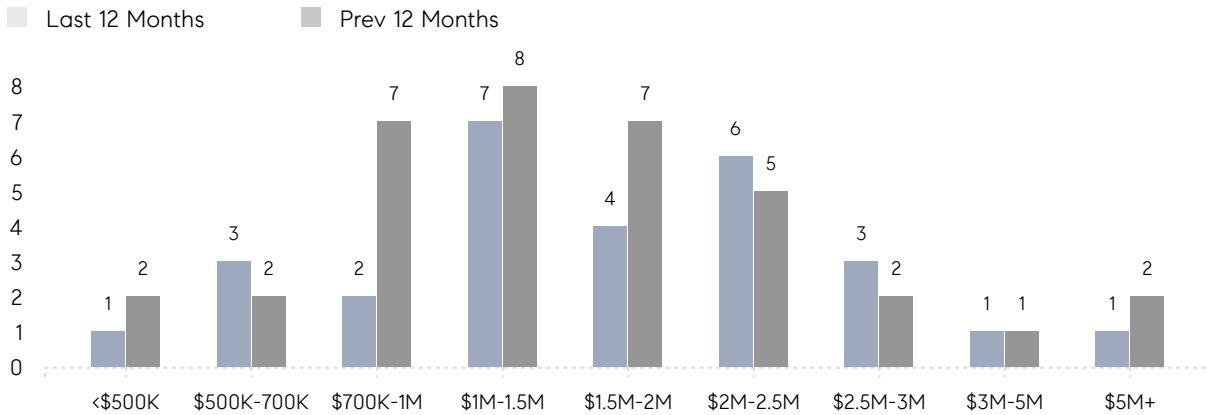
Bay Head

OCTOBER 2022

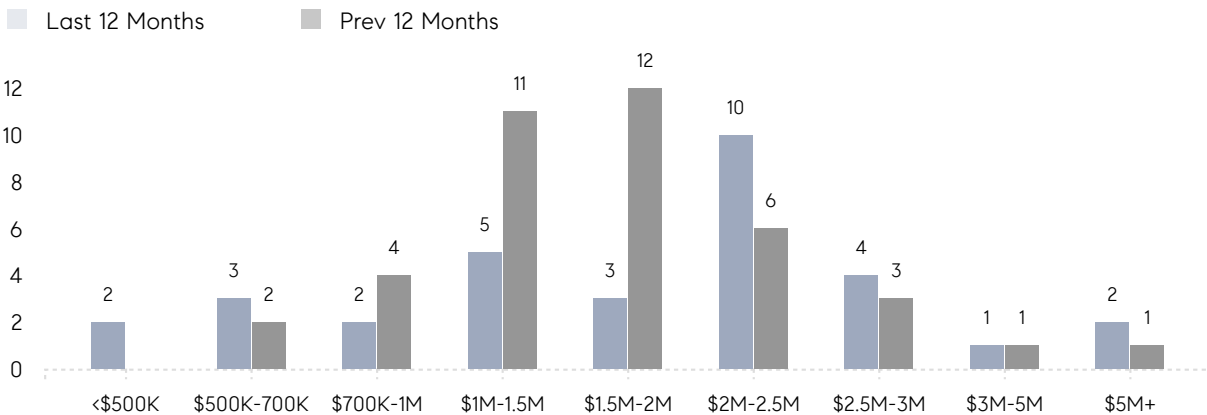
Monthly Inventory



Contracts By Price Range



Listings By Price Range





COMPASS

Compass makes no representations or warranties, express or implied, with respect to future market conditions or prices of residential product at the time the subject property or any competitive property is complete and ready for occupancy or with respect to any report, study, finding, recommendation or other information provided by Compass herein. Moreover, no warranty, express or implied, is made or should be assumed regarding the accuracy, adequacy, completeness, legality, reliability, merchantability or fitness for a particular purpose of any information, in part or whole, contained herein. All material is presented with the understanding that Compass shall not be deemed to provide legal, accounting or other professional services. This is not intended to solicit the purchase or sale of any property. Any and all such warranties are hereby expressly disclaimed. Equal Housing Opportunity.

© Compass. All Rights Reserved. This information may not be copied, used or distributed without Compass' consent.