



COMPASS

December 2021

Little Ferry Market Insights

Little Ferry

DECEMBER 2021

UNDER CONTRACT

11
Total
Properties

\$409K
Average
Price

\$439K
Median
Price

267%
Increase From
Dec 2020

33%
Increase From
Dec 2020

33%
Increase From
Dec 2020

UNITS SOLD

10
Total
Properties

\$415K
Average
Price

\$417K
Median
Price

43%
Increase From
Dec 2020

1%
Increase From
Dec 2020

11%
Increase From
Dec 2020

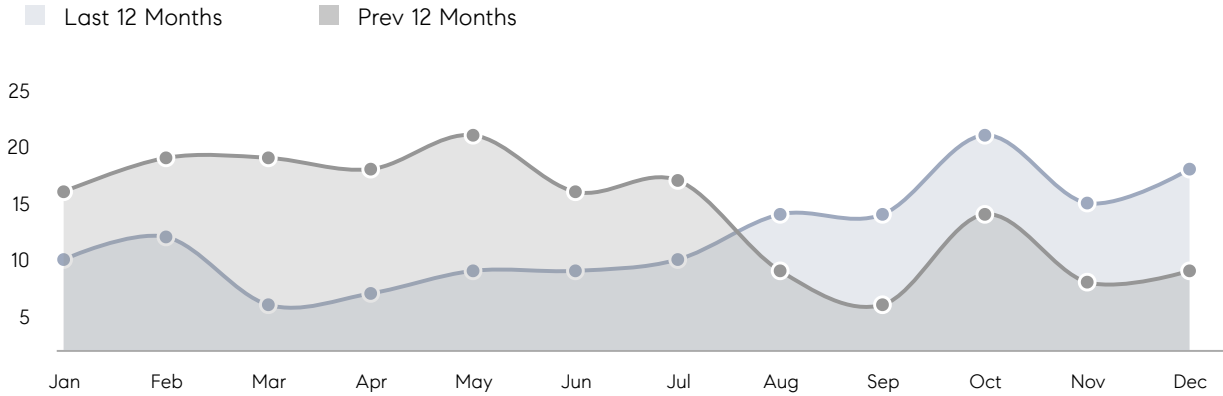
Property Statistics

| | | Dec 2021 | Dec 2020 | % Change |
|----------------|--------------------|-----------|-----------|----------|
| Overall | AVERAGE DOM | 25 | 50 | -50% |
| | % OF ASKING PRICE | 101% | 102% | |
| | AVERAGE SOLD PRICE | \$415,900 | \$411,214 | 1.1% |
| | # OF CONTRACTS | 11 | 3 | 266.7% |
| | NEW LISTINGS | 12 | 4 | 200% |
| Houses | AVERAGE DOM | 24 | 53 | -55% |
| | % OF ASKING PRICE | 101% | 105% | |
| | AVERAGE SOLD PRICE | \$461,125 | \$442,700 | 4% |
| | # OF CONTRACTS | 7 | 2 | 250% |
| | NEW LISTINGS | 9 | 4 | 125% |
| Condo/Co-op/TH | AVERAGE DOM | 28 | 44 | -36% |
| | % OF ASKING PRICE | 103% | 96% | |
| | AVERAGE SOLD PRICE | \$235,000 | \$332,500 | -29% |
| | # OF CONTRACTS | 4 | 1 | 300% |
| | NEW LISTINGS | 3 | 0 | 0% |


Little Ferry

DECEMBER 2021


Monthly Inventory



Contracts By Price Range



Listings By Price Range





COMPASS

Compass makes no representations or warranties, express or implied, with respect to future market conditions or prices of residential product at the time the subject property or any competitive property is complete and ready for occupancy or with respect to any report, study, finding, recommendation or other information provided by Compass herein. Moreover, no warranty, express or implied, is made or should be assumed regarding the accuracy, adequacy, completeness, legality, reliability, merchantability or fitness for a particular purpose of any information, in part or whole, contained herein. All material is presented with the understanding that Compass shall not be deemed to provide legal, accounting or other professional services. This is not intended to solicit the purchase or sale of any property. Any and all such warranties are hereby expressly disclaimed. Equal Housing Opportunity.

© Compass. All Rights Reserved. This information may not be copied, used or distributed without Compass' consent.